



Qualifier EUROPEAN Championship SENIORS '11

BARCELONA, SPAIN • 25th / 30th JULY



Final Report

July 30th, 2011



Qualifier EUROPEAN Championship SENIORS '11

BARCELONA, SPAIN • 25th / 30th JULY



Final Standing

1  **SPAIN (ESP)**

2  **SWITZERLAND (SUI)**

3  **IRELAND (IRL)**

4  **HUNGARY (HUN)**

5  **FINLAND (FIN)**



Qualifier EUROPEAN Championship SENIORS '11

BARCELONA, SPAIN • 25th / 30th JULY



Individual Awards

Leading Batter



CARRILLO Marc, (ESP) .500

Pitcher Best ERA



O'LEARY T.J., (IRL) 0.00

Most Valuable Player



RIERA José Luís, (ESP)

Officials

Technical Commission

Delegate:



 Peter Ström (SWE)


Mobile: +46 (70) 4924304


E-Mail: strom@baseballeurope.com

Commissioner:

 Paul Bokern (NED)


Umpires

 Thomas Beier (SUI)

 Jozsef Kiss-Jakab (HUN)


 Tony Jones (FIN)

 Glen Poor (IRL)


 Salvador Rodriguez (ESP)

 Micheal Ulloa (ESP)


Scorekeepers

 Noelia Fernández (ESP)

 Rocío Gutiérrez(ESP)

 Elisabet Salvador (ESP)

 Joan Gols (ESP), scoring director

 José Juan Martín (ESP)

Statistics

 Joan Gols (ESP)

 Rocío Gutiérrez (ESP)



Qualifier EUROPEAN Championship SENIORS '11

BARCELONA, SPAIN • 25th / 30th JULY



Roster



Finland

FIN

##	Name	Pos	B/T	Day of Birth
---	----	---	---	-----
00	VARTIAINEN Janne	P	R/R	09/04/1975
1	PARKKINEN Tapio	OF-C	R/R	06/08/1985
3	ROPO Aki	C-OF	R/R	18/06/1990
4	LIIRI Timo	P	R/R	18/03/1980
5	KORVENMAA Matti	IF-OF	R/R	24/02/1982
6	HATTUNEN Ari	P	R/R	21/07/1967
7	HAMALAINEN Janne	OF	L/R	09/02/1981
8	SALMENPERA Pertteli	C	R/R	05/01/1976
9	SAARMAN Ville-Herman	P	R/R	30/10/1982
11	NYMARK Sebastian	IF	L/R	03/10/1972
12	KURVINEN Jukka-Pekka	IF	R/R	10/09/1978
14	MUUKKONEN Juha	IF-OF	L/R	25/09/1978
17	KESKITALO Sakari	P-OF	R/R	08/01/1963
18	KAISTINEN Jere	OF-IF	L/L	05/09/1977
22	ROPPONEN Tuomas	P-OF	R/R	25/03/1978
23	TOLPPANEN Olli	IF	R/R	04/08/1978
24	UKKONEN Juho	P-OF	R/R	10/12/1974
25	HARALA Tommi	IF-OF	L/R	25/06/1983

UKKONEN Juho	GENERAL MANAGER
KAISTINEN Jere	MANAGER
ROPPONEN Tuomas	COACH



Qualifier EUROPEAN Championship SENIORS '11

BARCELONA, SPAIN • 25th / 30th JULY



Roster

	Hungary	HUN
---	----------------	------------

##	Name	Pos	B/T	Day of Birth
---	-----	---	---	-----
2	BUBLA Aron	IF	R/R	09/11/1991
3	NAGY Gabor	P	R/R	26/03/1979
4	SZABO Tamas	P	L/L	22/07/1993
5	DAROCZI Janos	P	R/R	09/02/1988
7	MAIDICS Istvan	C	R/R	20/02/1982
8	ZALABAI Zsolt	P	R/R	25/07/1979
9	KISS Szabolcs	OF	R/R	02/11/1979
10	HALMOS Balazs	IF	R/R	17/03/1976
13	GYURCSEK Peter	P	R/R	10/05/1985
14	RADVANYI Tamas	IF	L/R	14/04/1992
15	SIMONYI Denes	C	R/R	11/01/1987
16	KOVACS Gergo	P	R/R	10/07/1986
19	FELSOVARI Gergo	P	R/R	20/06/1991
21	NIKOLITS Gyorgy	OF	R/R	13/01/1976
22	LUPTAK Peter	OF	R/R	18/04/1978
23	ANDRAS Jano	IF	R/R	02/11/1984
26	NEMETH Balazs	IF	R/R	15/01/1976

GOTTWALD Ingo
RADACSI Andras
PRINSTEIN Justin

HEAD COACH
COACH
PITCHING COACH



Qualifier EUROPEAN Championship SENIORS '11

BARCELONA, SPAIN • 25th / 30th JULY



Roster

	Ireland	IRL
---	----------------	------------

##	Name	Pos	B/T	Day of Birth
---	----	---	---	-----
3	O'SULLIVAN Michael	C	L/R	01/08/1982
5	PITA Jimmy	IF	R/R	20/12/1986
6	DILLON John	OF	R/R	06/01/1971
11	CUEVAS Jaime	P-IF	L/L	20/06/1969
13	FAIRBAIRN Jack	P	R/R	30/04/1989
14	ANGLIN Doug	IF	R/R	22/09/1988
15	SMITH Brian	IF	L/R	16/07/1984
16	POWERS Colin	C	R/R	20/08/1993
18	FOX Alan	OF	R/R	01/02/1982
19	HERNANDEZ Tommy	IF	R/R	09/03/1983
20	O'CONNOR Darran	IF	R/R	17/06/1978
22	ANGLIN Greg	P-OF	R/L	21/12/1990
24	DIVITO Steve	IF	L/R	12/12/1972
26	O'RIORDAN Cian	P	R/R	02/10/1990
27	O'CONNELL Pat	P-OF	R/R	03/06/1989
29	O'LEARY T J	P	R/R	28/11/1984
30	RIZO Sal	IF	R/R	08/04/1977
31	ANGLIN Nathaniel	P-IF	R/R	21/06/1985
33	WOODBURNE Daniel	P	R/R	15/12/1979
38	KELLEY Tom	OF-C	R/R	21/11/1972
58	FARRELL Leo	P	L/L	05/09/1988

MITCHELL Sean
MANNING Mick
BEGLANE Will

MANAGER
ASSISTANT MANAGER
BENCH COACH



Qualifier EUROPEAN Championship SENIORS '11

BARCELONA, SPAIN • 25th / 30th JULY



Roster

	Spain	ESP
---	--------------	------------

##	Name	Pos	B/T	Day of Birth
---	----	---	---	-----
1	SANCHEZ Daniel E	IF	R/R	14/11/1987
3	FEBLES Emmanuel	IF	R/R	05/01/1987
4	PEREZ Nestor	IF	R/R	24/11/1976
5	FRANCO Yancarlo	IF	R/R	29/08/1988
7	HERNANDEZ Alexander	C	R/R	19/06/1992
9	NAVARRO Dewis	C	R/R	19/06/1978
10	FIGUEROA Daniel	OF	R/R	19/02/1983
13	TAVAREZ Franklin D	OF	S/R	27/11/1988
15	NOGUERA Antonio	P	L/L	26/02/1988
16	OLIVERA Manuel T	P	L/L	08/12/1977
17	CARRILLO Marc	IF	R/R	29/08/1984
18	ARISMENDI Edgar	P	R/R	24/12/1978
19	ARMAS Herman E	OF	L/L	22/12/1986
20	BELMONTE Pedro	P	R/R	17/03/1972
21	HERNANDEZ Ricardo J	P	L/L	23/01/1988
22	MONTIEL Richard	IF	R/R	13/08/1979
23	BALBOA Jorge	P	R/R	15/07/1986
24	MARTINEZ Daniel	OF	L/L	03/07/1987
25	RIERA Jose Luis	IF	L/L	19/12/1973
26	GONZALEZ Eric	P	R/R	05/09/1986
27	LEAL Remigio	P	R/R	01/10/1963
29	HERNANDEZ Yoel	P	R/R	20/05/1974
35	GRANADOS Ivan	P	L/L	30/09/1985
45	SACRAMENTO Lowuin	P	R/R	04/09/1987

MAZZOTTI Mauro	MANAGER
ERROZ Miguel	BENCH COACH
CANO Felix	COACH
DIAZ Candelario	COACH
DUARTE Renny	PITCHING COACH



Qualifier EUROPEAN Championship SENIORS '11

BARCELONA, SPAIN • 25th / 30th JULY



Roster

	Switzerland	SUI
---	--------------------	------------

##	Name	Pos	B/T	Day of Birth
--	----	---	---	-----
0	LIMACHER Marco	C-OF	R/R	13/12/1989
2	ZELLER Santis	IF	L/R	31/12/1976
5	RUESCH Andreas	IF-P	R/R	20/09/1986
6	OSHIMA Taka	IF	R/R	19/11/1988
7	HANZI Raphael	IF	R/R	17/04/1980
8	PROBST Yanik	IF	R/R	08/02/1994
9	SIEGEL Reto	OF	L/R	05/10/1976
10	WALSER Oliver	C	R/R	21/11/1982
13	IMBODEN Tobias	P-OF	L/R	11/03/1986
15	RAOUZEOS Emanuel	C	L/R	13/04/1988
21	WISCHNEWSKI Harry	OF	R/R	30/07/1981
23	RODRIGUEZ Angelo	IF	R/R	31/07/1978
24	EICHENBERGER Daniel	IF	L/R	24/09/1977
25	BERCHTOLD Frank	P	R/R	01/02/1979
27	ZWYER Sebastian	IF	R/R	15/07/1980
32	KOLLER Stephan	P-OF	R/R	27/02/1981
37	HUBER Vitus	OF	R/R	01/06/1985
38	GIRASOLE Andrea	P	R/R	28/06/1987
42	KAUFFMAN Adrian	IF-P	R/R	13/11/1988
48	OSHIMA Hideori	P-OF	L/L	29/06/1990
49	PERIGO Johnny	IF	R/R	10/07/1971
57	CROTON Lukas	P	R/R	04/08/1990
79	SIEGRIST Tobias	C-P	L/R	17/01/1982
96	SAVODELLI Roger	P	R/R	03/04/1970

FLEISCHACKER Andrew
LANDIS Thomas
KAHN Gary

HEAD COACH
BENCH COACH
PITCHING COACH



Qualifier EUROPEAN Championship SENIORS '11

BARCELONA, SPAIN • 25th / 30th JULY



Teams

Finland
 Hungary
 Ireland

Spain
 Switzerland

Schedule

Game	At time	Ballpark	Pool	Home team	Visiting team	Final Score	Inn.
Monday 25th July							
1	11:00	Montjuic	A	Ireland	Switzerland	2-13	7
2	18:00	Montjuic	A	Finland	Spain	0-15	6
Tuesday 26th July							
3	11:00	Montjuic	A	Switzerland	Finland	16-3	7
4	18:00	Montjuic	A	Hungary	Spain	0-16	5
Wednesday 27th July							
5	11:00	Montjuic	A	Ireland	Hungary	10-0	8
6	18:00	Montjuic	A	Spain	Switzerland	6-0	
Thursday 28th July							
7	11:00	Montjuic	A	Hungary	Finland	6-1	
8	18:00	Montjuic	A	Spain	Ireland	16-0	5
Friday 29th July							
9	11:00	Montjuic	A	Finland	Ireland	2-4	
10	18:00	Montjuic	A	Switzerland	Hungary	9-2	
Saturday 30th July							
11	11:00	Montjuic	Fi	Spain	Switzerland	3-2	
12	16:00*	Montjuic	Fi	Switzerland	Spain	-	

* 3rd game if needed

Standing Pool A

Pos	Team	GP	WO	LO	AVG	GB
1	Spain	4	4	0	1000	0
2	Switzerland	4	3	1	750	1
3	Ireland	4	2	2	500	2
4	Hungary	4	1	3	250	3
5	Finland	4	0	4	0	4



Qualifier EUROPEAN Championship SENIORS '11

BARCELONA, SPAIN • 25th / 30th JULY



Game Summary 1

	Ireland - Switzerland	
--	------------------------------	--

Jul 25, 2011 at BARCELONA (CARLOS PEREZ D ROZAS)

SWITZERLAND 13 (1-0)

Player	AB	R	H	BI	2B	3B	HR	BB	SB	CS	HP	SH	SF	SO	IBB	KL	GDP	PO	A	E
SIEGEL R cf	2	2	0	1	0	0	0	2	2	0	0	0	1	1	0	0	0	1	0	0
WISCHNEWSKI ph/cf	1	0	0	0	0	0	0	0	0	0	0	0	0	0	0	0	0	0	0	0
HUBER V rf	3	2	2	1	0	0	0	2	2	0	0	0	0	0	0	0	0	2	1	0
SIEGRIST T c	2	2	2	2	0	0	0	2	2	0	0	0	1	0	0	0	0	4	0	0
RAOUZEOS E c	0	0	0	0	0	0	0	0	0	0	0	0	0	0	0	0	0	0	0	0
PERIGO J 1b	3	1	1	3	0	0	0	1	0	0	0	0	1	0	0	0	0	9	0	0
KOLLER S lf	5	1	2	1	0	0	0	0	2	0	0	0	0	0	0	0	0	0	0	0
IMBODEN T lf	0	0	0	0	0	0	0	0	0	0	0	0	0	0	0	0	0	0	0	0
HANZI R 2b	3	1	0	0	0	0	0	2	1	0	0	0	0	1	0	0	0	2	3	0
ZELLER S pr/2b	0	1	0	0	0	0	0	0	0	0	0	0	0	0	0	0	0	0	1	0
EICHENBERGER dh	5	1	1	2	0	0	0	0	0	0	0	0	0	0	0	0	0	0	0	0
PROBST Y dh	0	0	0	0	0	0	0	0	0	0	0	0	0	0	0	0	0	0	0	0
RODRIGUEZ A 3b	2	1	1	0	0	0	0	2	0	0	0	1	0	0	0	0	0	0	2	0
OSHIMA T ss	4	1	1	0	0	0	0	1	0	0	0	0	0	0	0	0	0	3	3	1
CROTON L p	0	0	0	0	0	0	0	0	0	0	0	0	0	0	0	0	0	0	0	0
KAUFMANN A p	0	0	0	0	0	0	0	0	0	0	0	0	0	0	0	0	0	0	0	0
Totals.....	30	13	10	10	0	0	0	12	9	0	0	1	3	2	0	0	0	21	10	1

IRELAND 2 (0-1)

Player	AB	R	H	BI	2B	3B	HR	BB	SB	CS	HP	SH	SF	SO	IBB	KL	GDP	PO	A	E
KELLEY T rf	3	1	1	0	0	0	0	1	0	0	0	0	0	0	0	0	0	1	0	0
DILLON J cf	3	1	0	0	0	0	0	1	0	0	0	0	0	0	0	0	1	0	0	0
SMITH B ss	2	0	0	0	0	0	0	1	0	0	0	0	0	0	0	0	0	1	3	0
HERNANDEZ T 3b	1	0	0	1	0	0	0	1	0	0	0	0	1	0	0	0	0	0	2	1
CUEVAS J dh	3	0	1	1	0	0	0	0	0	0	0	0	0	0	0	0	0	0	0	0
ANGLIN N 1b	3	0	1	0	1	0	0	0	0	0	0	0	0	1	0	0	0	10	0	1
FOX A lf	3	0	0	0	0	0	0	0	0	0	0	0	0	0	0	0	0	3	0	1
O'SULLIVAN M c	2	0	0	0	0	0	0	0	0	0	0	0	0	0	0	0	0	2	0	0
POWERS C ph	1	0	1	0	0	0	0	0	0	0	0	0	0	0	0	0	0	0	0	0
O'CONNOR D 2b	3	0	0	0	0	0	0	0	0	0	0	0	0	1	0	1	0	3	2	0
O'CONNELL P p	0	0	0	0	0	0	0	0	0	0	0	0	0	0	0	0	0	1	0	2
FARRELL L p	0	0	0	0	0	0	0	0	0	0	0	0	0	0	0	0	0	0	0	0
Totals.....	24	2	4	2	1	0	0	4	0	0	0	0	1	2	0	1	1	21	7	5

SWITZERLAND	IP	H	R	ER	BB	SO	WP	HB	BK	IBB	SH	SF	CI	2B	3B	HR	AB	BF	FO	GO
CROTON L W,1-0	6.0	2	2	2	4	2	1	0	0	0	0	1	0	1	0	0	20	25	9	7
KAUFMANN A	1.0	2	0	0	0	0	0	0	0	0	0	0	0	0	0	0	4	4	0	2
IRELAND	IP	H	R	ER	BB	SO	WP	HB	BK	IBB	SH	SF	CI	2B	3B	HR	AB	BF	FO	GO
O'CONNELL P L,0-1	6.0	9	10	6	9	2	1	0	1	0	1	3	0	0	0	0	25	38	10	6
FARRELL L	1.0	1	3	2	3	0	3	0	0	0	0	0	0	0	0	0	5	8	2	1

Umpires - HP: ULLOA M (ESP) 1B: JONES T (FIN) 3B: RODRIGUEZ S (ESP)
 Start: 11:00 Time: 2:21min Attendance: 62 Weather: SUNNY
 SCOREKEEPERS: GOLS J (ESP), GUTIERREZ R (ESP)
 TC: STROM P (SWE)
 O'CONNELL P faced 2 batters in the 7th.



Qualifier EUROPEAN Championship SENIORS '11

BARCELONA, SPAIN • 25th / 30th JULY



Game Summary 2

	Finland - Spain	
--	------------------------	--

Jul 25, 2011 at BARCELONA (CARLOS PEREZ D ROZAS)

ESPAÑA 15 (1-0)

Player	AB	R	H	BI	2B	3B	HR	BB	SB	CS	HP	SH	SF	SO	IBB	KL	GDP	PO	A	E
FIGUEROA D cf	4	1	1	1	0	0	0	0	1	0	0	0	0	0	0	0	0	0	0	0
ARMAS H E cf	1	1	1	3	0	1	0	0	0	0	0	0	0	0	0	0	0	0	0	0
TAVAREZ F D lf	5	2	1	1	1	0	0	0	0	0	0	0	0	0	0	0	0	2	0	0
CARRILLO M dh	5	3	2	2	1	0	0	0	0	0	0	0	0	0	0	0	0	0	0	0
RIERA J L 1b	3	1	2	2	0	2	0	1	0	0	0	0	0	0	0	0	0	7	0	0
MONTIEL R 1b	1	0	0	0	0	0	0	0	0	0	0	0	0	0	0	0	0	2	0	0
NAVARRO D c	2	1	1	2	0	0	0	0	0	0	1	0	1	0	0	0	0	3	0	0
HERNANDEZ A c	1	0	0	0	0	0	0	0	0	0	0	0	0	0	0	0	0	2	0	0
MARTINEZ D rf	3	2	0	0	0	0	0	2	0	0	0	0	0	1	0	1	0	0	0	0
FRANCO Y 3b	3	1	2	1	0	1	0	0	0	0	1	0	0	0	0	0	0	0	2	0
PEREZ N ss	4	1	1	1	0	0	0	0	0	0	0	0	0	0	0	0	0	0	2	0
FEBLES E 2b	2	1	0	0	0	0	0	1	0	0	0	0	0	1	0	0	0	0	0	0
SANCHEZ D E 2b	0	1	0	0	0	0	0	0	0	0	1	0	0	0	0	0	0	2	1	0
HERNANDEZ Y p	0	0	0	0	0	0	0	0	0	0	0	0	0	0	0	0	0	0	2	0
BELMONTE P p	0	0	0	0	0	0	0	0	0	0	0	0	0	0	0	0	0	0	0	0
BALBOA J p	0	0	0	0	0	0	0	0	0	0	0	0	0	0	0	0	0	0	0	0
Totals.....	34	15	11	13	2	4	0	4	1	0	3	0	1	2	0	1	0	18	7	0

FINLAND 0 (0-1)

Player	AB	R	H	BI	2B	3B	HR	BB	SB	CS	HP	SH	SF	SO	IBB	KL	GDP	PO	A	E
SALMENPERA P c	1	0	0	0	0	0	0	1	0	0	0	0	0	0	0	0	0	2	0	0
HARALA T ph	1	0	0	0	0	0	0	0	0	0	0	0	0	0	0	0	0	0	0	0
LIIRI T 2b	2	0	1	0	0	0	0	0	0	0	0	0	0	1	0	1	0	3	3	0
HAMALAINEN J ph	1	0	0	0	0	0	0	0	0	0	0	0	0	1	0	1	0	0	0	0
KURVINEN J-P 3b	2	0	1	0	0	0	0	0	0	0	0	0	0	0	0	0	0	0	0	3
VARTIAINEN J 1b	2	0	0	0	0	0	0	0	0	0	0	0	0	1	0	0	0	4	0	1
TOLPPANEN O lf	2	0	0	0	0	0	0	0	0	0	0	0	0	1	0	1	0	2	0	1
NYMARK S rf	2	0	0	0	0	0	0	0	0	0	0	0	0	0	0	0	0	2	0	0
MUUKKONEN J ss	2	0	0	0	0	0	0	0	0	0	0	0	0	0	0	0	0	1	2	1
SAARMAN V-H p	1	0	0	0	0	0	0	0	0	0	0	0	0	0	0	0	0	0	0	0
HATTUNEN A p	0	0	0	0	0	0	0	0	0	0	0	0	0	0	0	0	0	0	0	0
KORVENMAA M ph	1	0	0	0	0	0	0	0	0	0	0	0	0	1	0	0	0	0	0	0
KESKITALO S ph/p	0	0	0	0	0	0	0	0	0	0	0	0	0	0	0	0	0	0	0	0
PARKKINEN T cf	2	0	0	0	0	0	0	0	0	0	0	0	0	0	0	0	0	4	0	1
Totals.....	19	0	2	0	0	0	0	1	0	0	0	0	0	5	0	3	0	18	5	7

ESPAÑA	IP	H	R	ER	BB	SO	WP	HB	BK	IBB	SH	SF	CI	2B	3B	HR	AB	BF	FO	GO
HERNANDEZ Y	3.0	2	0	0	1	2	0	0	0	0	0	0	0	0	0	0	10	11	2	4
BELMONTE P W,1-0	2.0	0	0	0	0	2	0	0	0	0	0	0	0	0	0	0	6	6	3	1
BALBOA J	1.0	0	0	0	0	1	0	0	0	0	0	0	0	0	0	0	3	3	0	2
FINLAND	IP	H	R	ER	BB	SO	WP	HB	BK	IBB	SH	SF	CI	2B	3B	HR	AB	BF	FO	GO
SAARMAN V-H L,0-1	3.0	9	10	7	3	2	1	1	0	0	0	1	0	2	2	0	19	24	5	2
HATTUNEN A	2.0	1	0	0	0	0	0	0	0	0	0	0	0	0	1	0	8	8	4	2
KESKITALO S	1.0	1	5	3	1	0	0	2	0	0	0	0	0	0	1	0	7	10	1	2

Umpires - HP: BEIER T (SUI) 1B: KISS-JAKAB J (HUN) 3B: POOR G (IRL)
 Start: 18:00 Time: 1H55 Attendance: 100 Weather: PARTLY CLOUDY
 SCOREKEEPERS: FERNANDEZ N (ESP), SALVADOR E (ESP)
 TC: BOKERN P (NED)



Qualifier EUROPEAN Championship SENIORS '11

BARCELONA, SPAIN • 25th / 30th JULY



Game Summary 3

	Switzerland - Finland	
--	------------------------------	--

Jul 26, 2011 at BARCELONA (CARLOS PEREZ D ROZAS)

FINLAND 3 (0-2)

Player	AB	R	H	BI	2B	3B	HR	BB	SB	CS	HP	SH	SF	SO	IBB	KL	GDP	PO	A	E
SALMENPERA P c	3	0	0	0	0	0	0	0	0	0	0	0	0	1	0	1	0	4	0	1
UKKONEN J ph	1	0	0	0	0	0	0	0	0	0	0	0	0	0	0	0	1	0	0	0
LIIRI T p/2b	2	1	0	0	0	0	0	0	0	0	0	1	0	1	0	0	0	0	2	0
HATTUNEN A p	0	0	0	0	0	0	0	0	0	0	0	0	0	0	0	0	0	0	1	0
KORVENMAA M 3b	0	0	0	0	0	0	0	0	0	0	0	0	0	0	0	0	0	0	1	1
KURVINEN J-P 3b/1b	2	1	1	2	0	0	1	1	0	0	0	0	0	0	0	0	0	4	0	1
VARTIAINEN J 1b/3b	2	0	0	0	0	0	0	1	0	0	0	0	0	1	0	1	0	3	0	2
TOLPPANEN O lf	3	1	0	0	0	0	0	0	0	0	0	0	0	0	0	0	0	0	0	0
NYMARK S 2b/p	2	0	1	1	1	0	0	1	0	0	0	0	0	0	0	0	0	1	5	1
MUUKKONEN J ss	3	0	0	0	0	0	0	0	0	0	0	0	0	0	0	0	0	0	1	1
HARALA T rf	2	0	0	0	0	0	0	0	0	0	0	0	0	0	0	0	0	1	0	0
ROPO A ph	1	0	0	0	0	0	0	0	0	0	0	0	0	0	0	0	0	0	0	0
PARKKINEN T cf	2	0	1	0	0	0	0	0	0	1	0	0	0	0	0	0	0	5	0	0
ROPPONEN T ph	1	0	0	0	0	0	0	0	0	0	0	0	0	0	0	0	0	0	0	0
Totals.....	24	3	3	3	1	0	1	3	0	1	0	1	0	3	0	2	1	18	10	7

SWITZERLAND 16 (2-0)

Player	AB	R	H	BI	2B	3B	HR	BB	SB	CS	HP	SH	SF	SO	IBB	KL	GDP	PO	A	E
SIEGEL R cf	4	3	2	0	0	0	0	0	2	0	0	0	0	0	0	0	0	1	0	0
WALSER O ph	1	0	0	0	0	0	0	0	0	0	0	0	0	0	0	0	0	0	0	0
KOLLER S lf	0	0	0	0	0	0	0	0	0	0	0	0	0	0	0	0	0	0	0	0
WISCHNEWSKI lf/cf	4	2	2	1	0	0	0	1	2	0	0	0	0	0	0	0	0	0	0	0
SIEGRIST T c	1	0	0	2	0	0	0	1	0	0	0	0	2	1	0	0	0	3	1	0
PROBST Y pr	0	1	0	0	0	0	0	0	1	0	0	0	0	0	0	0	0	0	0	0
RAOUZEOS E ph/c	1	0	0	0	0	0	0	0	0	0	0	0	0	0	0	0	0	0	0	0
PERIGO J 1b	4	1	2	2	1	0	0	0	0	0	0	0	0	0	0	0	0	7	0	0
RUESCH A 3b	2	1	1	1	0	0	0	1	0	0	0	0	0	1	0	1	0	5	2	0
ZWYER S 3b	1	1	0	1	0	0	0	0	0	0	0	0	0	0	0	0	0	0	0	0
EICHENBERGER dh	3	1	1	1	1	0	0	0	0	0	0	0	0	0	0	0	0	0	0	0
LIMACHER M dh	0	1	0	0	0	0	0	0	0	0	1	0	0	0	0	0	0	0	0	0
OSHIMA H rf	3	1	2	2	1	0	0	1	0	1	0	0	0	1	0	0	0	1	0	0
ZELLER S 2b	3	1	1	3	0	1	0	1	0	0	0	0	0	0	0	0	0	2	2	0
OSHIMA T ss	4	3	0	0	0	0	0	0	1	0	0	0	0	0	0	0	0	1	2	2
IMBODEN T p	0	0	0	0	0	0	0	0	0	0	0	0	0	0	0	0	0	1	2	0
SAVOLDELLI R p	0	0	0	0	0	0	0	0	0	0	0	0	0	0	0	0	0	0	0	0
Totals.....	31	16	11	13	3	1	0	5	6	1	1	0	2	3	0	1	0	21	9	2

FINLAND	IP	H	R	ER	BB	SO	WP	HB	BK	IBB	SH	SF	CI	2B	3B	HR	AB	BF	FO	GO	
LIIRI T L,0-1	4.2	7	7	1	3	3	0	0	0	0	0	0	2	0	3	0	0	20	25	6	4
NYMARK S	0.1	2	3	0	0	0	0	0	0	0	0	0	0	0	0	0	0	4	4	0	1
HATTUNEN A	0.1	2	5	3	1	0	0	1	0	0	0	0	0	0	1	0	4	6	0	1	
VARTIAINEN J	0.2	0	1	0	1	0	2	0	0	0	0	0	0	0	0	0	3	4	0	2	
SWITZERLAND	IP	H	R	ER	BB	SO	WP	HB	BK	IBB	SH	SF	CI	2B	3B	HR	AB	BF	FO	GO	
IMBODEN T W,1-0	6.0	3	3	2	3	3	1	0	0	0	1	0	0	1	0	1	21	25	9	6	
SAVOLDELLI R	1.0	0	0	0	0	0	0	0	0	0	0	0	0	0	0	0	3	3	1	1	

Umpires - HP: KISS-JACAB J (HUN) 1B: RODRIGUEZ S (ESP) 3B: ULLOA M (ESP)

Start: 11:00 Time: 2:00 Attendance: 40 Weather: SUNNY

SCOREKEEPERS: GOLDS J (ESP), GUTIERREZ R (ESP)

TC: BOKERN P (NED)

NYMARK S faced 3 batters in the 6th.



Qualifier EUROPEAN Championship SENIORS '11

BARCELONA, SPAIN • 25th / 30th JULY



Game Summary 4

	Hungary - Spain	
--	------------------------	--

Jul 26, 2011 at BARCELONA (CARLOS PEREZ D ROZAS)

ESPAÑA 16 (2-0)

Player	AB	R	H	BI	2B	3B	HR	BB	SB	CS	HP	SH	SF	SO	IBB	KL	GDP	PO	A	E
FIGUEROA D cf	3	3	1	0	0	0	0	0	1	1	2	0	0	0	0	0	0	1	0	0
TAVAREZ F D rf	3	1	1	4	1	0	0	1	1	0	0	0	0	0	0	0	0	0	0	0
MARTINEZ D rf	0	0	0	0	0	0	0	0	0	0	0	0	0	0	0	0	0	0	0	0
CARRILLO M dh	2	1	1	3	0	0	0	2	1	0	0	0	0	0	0	0	0	0	0	0
RIERA J L 1b	2	0	0	0	0	0	0	0	0	0	0	0	0	1	0	0	0	4	0	0
MONTIEL R 1b	1	1	0	0	0	0	0	0	0	0	1	0	0	0	0	0	0	4	0	0
FRANCO Y 3b	3	2	0	1	0	0	0	0	1	0	1	0	0	0	0	0	0	1	0	0
ARMAS H E lf	2	1	0	1	0	0	0	1	1	0	1	0	0	0	0	0	0	0	0	0
SANCHEZ D E 2b	1	3	0	1	0	0	0	3	0	0	0	0	0	0	0	0	0	2	2	0
FEBLES E 2b	0	0	0	0	0	0	0	0	0	0	0	0	0	0	0	0	0	0	1	0
HERNANDEZ A c	3	2	1	2	0	0	0	0	0	0	0	0	1	0	0	0	0	2	0	0
PEREZ N ss	3	2	2	2	0	0	0	1	0	0	0	0	0	0	0	0	0	1	2	0
GONZALEZ E p	0	0	0	0	0	0	0	0	0	0	0	0	0	0	0	0	0	0	2	0
SACRAMENTO L p	0	0	0	0	0	0	0	0	0	0	0	0	0	0	0	0	0	0	1	0
Totals.....	23	16	6	14	1	0	0	8	5	1	5	0	1	1	0	0	0	15	8	0

HUNGARY 0 (0-1)

Player	AB	R	H	BI	2B	3B	HR	BB	SB	CS	HP	SH	SF	SO	IBB	KL	GDP	PO	A	E
NIKOLITS G cf	2	0	0	0	0	0	0	0	0	0	0	0	0	1	0	1	0	3	0	0
RADVANYI T rf	2	0	0	0	0	0	0	0	0	0	0	0	0	0	0	0	0	2	0	0
BUBLA A ss	2	0	0	0	0	0	0	0	0	0	0	0	0	0	0	0	0	0	3	2
ANDRAS J 3b	2	0	0	0	0	0	0	0	0	0	0	0	0	0	0	0	0	1	3	2
SIMONYI D c	2	0	0	0	0	0	0	0	0	0	0	0	0	0	0	0	0	1	0	0
NEMETH B 1b	2	0	0	0	0	0	0	0	0	0	0	0	0	0	0	0	0	5	0	0
ZALABAI Z dh	2	0	1	0	0	0	0	0	0	0	0	0	0	0	0	0	0	0	0	0
HALMOS B 2b	2	0	1	0	0	0	0	0	0	0	0	0	0	1	0	0	0	1	2	1
LUPTAK P lf	0	0	0	0	0	0	0	0	0	0	0	1	0	0	0	0	0	2	0	0
GYURCSEK P p	0	0	0	0	0	0	0	0	0	0	0	0	0	0	0	0	0	0	1	0
SZABO T p	0	0	0	0	0	0	0	0	0	0	0	0	0	0	0	0	0	0	0	0
FELSOVARI G p	0	0	0	0	0	0	0	0	0	0	0	0	0	0	0	0	0	0	0	0
KOVACS G p	0	0	0	0	0	0	0	0	0	0	0	0	0	0	0	0	0	0	0	0
Totals.....	16	0	2	0	0	0	0	0	0	0	0	1	0	2	0	1	0	15	9	5

ESPAÑA	IP	H	R	ER	BB	SO	WP	HB	BK	IBB	SH	SF	CI	2B	3B	HR	AB	BF	FO	GO
GONZALEZ E W,1-0	4.0	1	0	0	0	1	0	0	0	0	1	0	0	0	0	0	12	13	5	6
SACRAMENTO L	1.0	1	0	0	0	1	0	0	0	0	0	0	0	0	0	0	4	4	0	2
HUNGARIAN	IP	H	R	ER	BB	SO	WP	HB	BK	IBB	SH	SF	CI	2B	3B	HR	AB	BF	FO	GO
GYURCSEK P L,0-1	3.0	4	8	2	4	1	1	1	0	0	0	0	0	1	0	0	15	20	3	5
SZABO T	1.0	1	5	4	3	0	0	1	1	0	0	0	0	0	0	0	5	9	2	1
FELSOVARI G	0.0	1	3	3	1	0	0	3	0	0	0	0	0	0	0	0	1	5	0	0
KOVACS G	1.0	0	0	0	0	0	0	0	0	0	0	1	0	0	0	0	2	3	3	0

Umpires - HP: POOR G (IRL) 1B: BEIER T (SUI) 3B: JONES T (FIN)
 Start: 18:00 Time: 1:45 Attendance: 200 Weather: SUNNY
 SCOREKEEPERS: SALVADOR E (ESP), FERNANDEZ N (ESP)
 TC: STROM P (SWE)
 SZABO T faced 5 batters in the 5th.
 FELSOVARI G faced 5 batters in the 5th.



Qualifier EUROPEAN Championship SENIORS '11

BARCELONA, SPAIN • 25th / 30th JULY



Game Summary 5



Ireland - Hungary



Jul 27, 2011 at BARCELONA (CARLOS PEREZ D ROZAS)

HUNGARY 0 (0-2)

Player	AB	R	H	BI	2B	3B	HR	BB	SB	CS	HP	SH	SF	SO	IBB	KL	GDP	PO	A	E
NIKOLITS G cf	4	0	0	0	0	0	0	0	0	0	0	0	0	1	0	0	0	1	0	0
RADVANYI T rf	3	0	2	0	0	0	0	0	1	0	0	0	0	0	0	0	0	0	0	0
BUBLA A ss	3	0	0	0	0	0	0	0	0	0	0	0	0	2	0	0	0	2	5	0
ANDRAS J 3b	3	0	1	0	0	0	0	0	0	0	0	0	0	1	0	0	0	1	3	0
SIMONYI D c	3	0	0	0	0	0	0	0	0	0	0	0	0	0	0	0	1	2	0	2
NEMETH B 1b	3	0	1	0	0	0	0	0	0	0	0	0	0	0	0	0	0	11	0	0
ZALABAI Z p	2	0	0	0	0	0	0	0	0	0	1	0	0	0	0	0	0	0	2	1
DAROCZI J p	0	0	0	0	0	0	0	0	0	0	0	0	0	0	0	0	0	0	0	0
KOVACS G p	0	0	0	0	0	0	0	0	0	0	0	0	0	0	0	0	0	0	0	0
HALMOS B 2b	3	0	0	0	0	0	0	0	0	0	0	0	0	0	0	0	0	3	3	2
LUPTAK P lf	3	0	0	0	0	0	0	0	0	0	0	0	0	2	0	0	0	3	0	1
Totals.....	27	0	4	0	0	0	0	0	1	0	1	0	0	6	0	0	1	23	13	6

IRELAND 10 (1-1)

Player	AB	R	H	BI	2B	3B	HR	BB	SB	CS	HP	SH	SF	SO	IBB	KL	GDP	PO	A	E
PITA J 2b	3	0	0	0	0	0	0	0	0	0	1	0	0	0	0	0	0	1	3	1
DILLON J ph	0	1	0	0	0	0	0	1	0	0	0	0	0	0	0	0	0	0	0	0
ANGLIN D 3b	5	1	0	0	0	0	0	0	0	0	0	0	0	2	0	1	0	1	4	1
SMITH B ss	2	3	1	0	0	0	0	3	2	0	0	0	0	0	1	0	0	1	2	0
ANGLIN N dh	5	0	2	3	0	0	0	0	0	0	0	0	0	0	0	0	0	0	0	0
CUEVAS J lf	3	1	1	0	0	0	0	0	0	0	1	0	0	0	0	0	0	0	0	0
FOX A pr	0	1	0	0	0	0	0	1	0	0	0	0	0	0	0	0	0	0	0	0
WOODBURNE D rf	3	1	0	1	0	0	0	1	0	0	1	0	0	0	0	0	0	1	0	0
DIVITON S 1b	3	1	1	1	0	0	0	0	0	0	0	0	1	0	0	0	0	14	0	0
ANGLIN G cf	4	0	2	1	0	0	0	0	2	0	0	0	0	0	0	0	0	0	0	0
KELLEY T c	3	1	0	1	0	0	0	1	0	0	0	0	0	0	0	0	0	6	0	0
O'LEARY T J p	0	0	0	0	0	0	0	0	0	0	0	0	0	0	0	0	0	0	3	0
Totals.....	31	10	7	7	0	0	0	7	4	0	3	0	1	2	1	1	0	24	12	2

HUNGARY	IP	H	R	ER	BB	SO	WP	HB	BK	IBB	SH	SF	CI	2B	3B	HR	AB	BF	FO	GO
ZALABAI Z L,0-1	7.0	5	2	0	2	2	0	1	1	0	0	0	0	0	0	0	26	29	8	11
DAROCZI J	0.1	1	5	2	1	0	0	2	0	0	0	1	0	0	0	0	2	6	0	1
KOVACS G	0.1	1	3	0	4	0	0	0	0	1	0	0	0	0	0	0	3	7	0	1

IRELAND	IP	H	R	ER	BB	SO	WP	HB	BK	IBB	SH	SF	CI	2B	3B	HR	AB	BF	FO	GO
O'LEARY T J W,1-0	8.0	4	0	0	0	6	0	1	1	0	0	0	0	0	0	0	27	28	5	11

Umpires - HP: RODRIGUEZ S (ESP) 1B: ULLOA M (ESP) 3B: BEIER J (SUI)
 Start: 11:04 Time: 2:18 Attendance: 57 Weather: CLOUDY
 SCOREKEEPERS: MARTIN J J. (ESP) GUTIERREZ R (ESP)
 TC: STROM P (SWE)



Qualifier EUROPEAN Championship SENIORS '11

BARCELONA, SPAIN • 25th / 30th JULY



Game Summary 6

	Spain - Switzerland	
--	----------------------------	--

Jul 27, 2011 at BARCELONA (CARLOS PEREZ D ROZAS)

SWITZERLAND 0 (2-1)

Player	AB	R	H	BI	2B	3B	HR	BB	SB	CS	HP	SH	SF	SO	IBB	KL	GDP	PO	A	E
SIEGEL R cf	4	0	1	0	0	0	0	0	0	0	0	0	0	1	0	1	0	2	0	0
HUBER V rf	2	0	0	0	0	0	0	1	0	0	0	0	0	2	0	0	0	5	0	0
IMBODEN T ph	1	0	0	0	0	0	0	0	0	0	0	0	0	1	0	0	0	0	0	0
SIEGRIST T c	3	0	0	0	0	0	0	1	0	0	0	0	0	1	0	1	1	4	0	0
PERIGO J 1b	3	0	0	0	0	0	0	0	0	0	0	0	0	1	0	1	0	7	0	0
HANZI R 2b	3	0	0	0	0	0	0	0	0	0	0	0	0	0	0	0	0	3	2	0
EICHENBERGER dh	3	0	0	0	0	0	0	0	0	0	0	0	0	1	0	0	0	0	0	0
RODRIGUEZ A 3b	3	0	0	0	0	0	0	0	0	0	0	0	0	2	0	0	0	0	1	0
WISCHNEWSKI lf	2	0	0	0	0	0	0	0	0	0	0	0	0	2	0	2	0	0	0	0
ZELLER S ph	1	0	0	0	0	0	0	0	0	0	0	0	0	0	0	0	0	0	0	0
OSHIMA T ss	2	0	0	0	0	0	0	1	0	0	0	0	0	0	0	0	0	3	5	1
KOLLER S p	0	0	0	0	0	0	0	0	0	0	0	0	0	0	0	0	0	0	0	1
OSHIMA H p	0	0	0	0	0	0	0	0	0	0	0	0	0	0	0	0	0	0	0	0
SAVOLDELLI R p	0	0	0	0	0	0	0	0	0	0	0	0	0	0	0	0	0	0	0	0
Totals.....	27	0	1	0	0	0	0	3	0	0	0	0	0	11	0	5	1	24	8	2

ESPAÑA 6 (3-0)

Player	AB	R	H	BI	2B	3B	HR	BB	SB	CS	HP	SH	SF	SO	IBB	KL	GDP	PO	A	E
FIGUEROA D cf	3	2	2	0	0	0	0	2	1	0	0	0	0	0	0	0	0	2	0	0
TAVAREZ F D rf	2	2	1	0	0	0	0	2	0	0	0	0	0	0	0	0	0	0	0	0
MARTINEZ D rf	1	0	0	0	0	0	0	0	0	0	0	0	0	0	0	0	0	1	0	0
CARRILLO M dh	4	0	2	1	1	0	0	1	0	0	0	0	0	0	0	0	0	0	0	0
RIERA J L 1b	1	1	1	0	0	0	0	1	1	0	0	0	0	0	0	0	0	3	0	0
MONTIEL R ph/1b	1	0	0	1	0	0	0	1	0	0	0	0	1	0	0	0	0	6	0	0
NAVARRO D c	3	1	1	2	1	0	0	1	0	0	0	0	1	0	0	0	1	9	1	0
HERNANDEZ A c	0	0	0	0	0	0	0	0	0	0	0	0	0	0	0	0	0	1	0	0
FRANCO Y 3b	4	0	1	0	0	0	0	0	0	0	0	0	0	1	0	0	0	0	2	0
ARMAS H E lf	3	0	0	0	0	0	0	1	0	0	0	0	0	0	0	0	0	2	0	0
PEREZ N ss	4	0	0	0	0	0	0	0	0	0	0	0	0	1	0	0	0	2	1	0
FEBLES E 2b	2	0	0	0	0	0	0	0	0	0	0	0	0	1	0	0	0	0	1	0
SANCHEZ D E ph/2b	2	0	0	0	0	0	0	0	0	0	0	0	0	0	0	0	0	1	2	0
HERNANDEZ R p	0	0	0	0	0	0	0	0	0	0	0	0	0	0	0	0	0	0	2	0
OLIVERA M T p	0	0	0	0	0	0	0	0	0	0	0	0	0	0	0	0	0	0	1	0
LEAL R p	0	0	0	0	0	0	0	0	0	0	0	0	0	0	0	0	0	0	0	0
Totals.....	30	6	8	4	2	0	0	9	2	0	0	0	2	3	0	0	1	27	10	0

SWITZERLAND	IP	H	R	ER	BB	SO	WP	HB	BK	IBB	SH	SF	CI	2B	3B	HR	AB	BF	FO	GO
KOLLER S L,0-1	3.0	3	5	3	8	1	0	0	0	0	0	0	0	1	0	0	13	21	5	3
OSHIMA H	3.1	3	1	1	0	2	0	0	0	0	0	2	0	1	0	0	11	13	5	3
SAVOLDELLI R	1.2	2	0	0	1	0	0	0	0	0	0	0	0	0	0	0	6	7	2	2
ESPAÑA	IP	H	R	ER	BB	SO	WP	HB	BK	IBB	SH	SF	CI	2B	3B	HR	AB	BF	FO	GO
HERNANDEZ R W,1-0	7.0	0	0	0	2	10	0	0	0	0	0	0	0	0	0	0	20	22	5	5
OLIVERA M T	1.0	0	0	0	0	0	0	0	0	0	0	0	0	0	0	0	3	3	0	3
LEAL R	1.0	1	0	0	1	1	0	0	0	0	0	0	0	0	0	0	4	5	2	0

Umpires - HP: JONES T (FIN) 1B: POOR G (IRL) 3B: KISS-JAKAB J (HUN)

Start: 18:00 Time: 2:12 Attendance: 125 Weather: SUNNY

SCOREKEEPERS: FERNANDEZ N (ESP), SALVADOR E (ESP)

TC: BOKERN P (NED)

KOLLER S faced 3 batters in the 4th.



Qualifier EUROPEAN Championship SENIORS '11

BARCELONA, SPAIN • 25th / 30th JULY



Game Summary 7

	Hungary - Finland	
--	--------------------------	--

Jul 28, 2011 at BARCELONA (CARLOS PEREZ D ROZAS)

FINLAND 1 (0-3)

Player	AB	R	H	BI	2B	3B	HR	BB	SB	CS	HP	SH	SF	SO	IBB	KL	GDP	PO	A	E
SALMENPERA P lf/p	4	0	1	0	0	0	0	0	0	0	0	0	0	1	0	1	0	1	0	0
HATTUNEN A p	0	0	0	0	0	0	0	0	0	0	0	0	0	0	0	0	0	0	0	0
KESKITALO S p	1	0	0	0	0	0	0	0	0	0	0	0	0	0	0	0	0	0	0	0
LIIRI T ss	2	1	0	0	0	0	0	1	1	0	1	0	0	0	0	0	0	2	4	1
HARALA T ph	1	0	0	0	0	0	0	0	0	0	0	0	0	0	0	0	0	0	0	0
KURVINEN J-P 1b	3	0	1	0	1	0	0	2	0	0	0	0	0	1	1	0	0	9	0	1
HAMALAINEN J pr	0	0	0	0	0	0	0	0	0	0	0	0	0	0	0	0	0	0	0	0
NYMARK S 2b	4	0	0	0	0	0	0	1	0	0	0	0	0	0	0	0	0	1	1	0
TOLPPANEN O 3b	3	0	0	0	0	0	0	2	0	0	0	0	0	2	0	2	0	3	4	0
VARTIAINEN J p/lf	3	0	2	0	0	0	0	1	1	0	0	0	0	0	0	0	0	1	0	0
MUUKKONEN J cf	4	0	1	0	0	0	0	0	0	0	0	0	0	1	0	1	0	2	2	0
SAARMAN V-H rf	3	0	1	0	0	0	0	0	0	0	0	0	0	2	0	0	0	1	0	0
ROPO A rf	0	0	0	0	0	0	0	0	0	0	0	0	0	0	0	0	0	1	1	0
KORVENMAA M rf	1	0	0	0	0	0	0	0	0	0	0	0	0	0	0	0	0	0	0	0
PARKKINEN T c	3	0	0	0	0	0	0	1	1	1	0	0	0	0	0	0	0	3	1	3
Totals.....	32	1	6	0	1	0	0	8	3	1	1	0	0	7	1	4	0	24	13	5

HUNGARY 6 (1-2)

Player	AB	R	H	BI	2B	3B	HR	BB	SB	CS	HP	SH	SF	SO	IBB	KL	GDP	PO	A	E
HALMOS B 2b	3	1	0	0	0	0	0	2	2	0	0	0	0	1	0	1	0	0	1	0
RADVANYI T rf	5	0	4	2	1	0	0	0	2	0	0	0	0	0	0	0	0	3	0	1
NIKOLITS G cf	4	0	0	0	0	0	0	1	1	0	0	0	0	1	0	0	0	1	0	0
ANDRAS J 3b	4	0	2	1	0	0	0	0	2	0	0	0	1	0	0	0	0	4	4	0
NEMETH B 1b	2	1	0	0	0	0	0	2	1	0	0	0	0	0	0	0	0	10	1	0
SIMONYI D dh	3	0	0	0	0	0	0	0	0	0	0	0	0	0	0	0	0	0	0	0
SZABO T dh	1	1	1	0	0	0	0	0	0	0	0	0	0	0	0	0	0	0	0	0
KISS S lf	4	1	1	0	0	0	0	0	2	1	0	0	0	0	0	0	0	1	0	0
LUPTAK P ss	2	1	0	0	0	0	0	2	2	0	0	0	0	0	0	0	0	2	2	0
MAIDICS I c	3	1	1	0	0	0	0	0	0	0	0	1	0	0	0	0	0	5	2	0
NAGY G p	0	0	0	0	0	0	0	0	0	0	0	0	0	0	0	0	0	1	1	0
GYURCSEK P p	0	0	0	0	0	0	0	0	0	0	0	0	0	0	0	0	0	0	1	0
Totals.....	31	6	9	3	1	0	0	7	12	1	0	1	1	2	0	1	0	27	12	1

FINLAND	IP	H	R	ER	BB	SO	WP	HB	BK	IBB	SH	SF	CI	2B	3B	HR	AB	BF	FO	GO
VARTIAINEN J L,0-1	0.0	1	1	1	2	0	0	0	0	0	0	0	0	0	0	0	1	3	0	0
SALMENPERA P	6.0	4	1	0	3	2	0	0	1	0	1	1	0	1	0	0	20	25	7	6
HATTUNEN A	1.1	3	4	3	2	0	0	0	0	0	0	0	0	0	0	0	6	8	2	1
KESKITALO S	0.2	1	0	0	0	0	0	0	0	0	0	0	0	0	0	0	4	4	1	1
HUNGARY	IP	H	R	ER	BB	SO	WP	HB	BK	IBB	SH	SF	CI	2B	3B	HR	AB	BF	FO	GO
NAGY G W,1-0	6.1	3	1	1	5	6	1	1	0	1	0	0	0	0	0	0	23	29	5	7
GYURCSEK P S,1	2.2	3	0	0	3	1	0	0	0	0	0	0	0	1	0	0	9	12	4	1

Umpires - HP: POOR G (IRL) 1B: RODRIGUEZ S (ESP) 3B: ULLOA M (ESP)
 Start: 11:00 Time: 2:58 Attendance: 25 Weather: SUNNY
 SCOREKEEPERS: MARTIN J J (ESP), GUTIERREZ R (ESP)
 TC: BOKERN P (NED)
 VARTIAINEN J faced 3 batters in the 1st.



Qualifier EUROPEAN Championship SENIORS '11

BARCELONA, SPAIN • 25th / 30th JULY



Game Summary 8

	Spain - Ireland	
--	------------------------	--

Jul 28, 2011 at BARCELONA (CARLOS PEREZ D ROZAS)

IRELAND 0 (1-2)

Player	AB	R	H	BI	2B	3B	HR	BB	SB	CS	HP	SH	SF	SO	IBB	KL	GDP	PO	A	E
O'CONNOR D 2b	3	0	0	0	0	0	0	0	0	0	0	0	0	2	0	0	0	1	1	0
DILLON J cf	3	0	0	0	0	0	0	0	0	0	0	0	0	2	0	1	0	2	0	0
SMITH B ss	2	0	1	0	0	0	0	0	0	0	0	0	0	0	0	0	0	3	1	2
ANGLIN N dh	1	0	0	0	0	0	0	1	0	0	0	0	0	0	0	0	0	0	0	0
CUEVAS J lf	2	0	1	0	0	0	0	0	0	0	0	0	0	0	0	0	0	0	0	1
RIZO S 3b	2	0	0	0	0	0	0	0	1	0	0	0	0	0	0	0	0	1	1	0
DIVITON S 1b	1	0	1	0	0	0	0	1	0	0	0	0	0	0	0	0	0	3	0	0
POWERS C c	2	0	0	0	0	0	0	0	0	0	0	0	0	1	0	1	0	0	0	1
ANGLIN G rf	2	0	0	0	0	0	0	0	0	0	0	0	0	1	0	0	0	2	1	1
WOODBURNE D p	0	0	0	0	0	0	0	0	0	0	0	0	0	0	0	0	0	0	1	0
O'RIORDAN C p	0	0	0	0	0	0	0	0	0	0	0	0	0	0	0	0	0	0	1	0
FAIRBAIRN J p	0	0	0	0	0	0	0	0	0	0	0	0	0	0	0	0	0	0	0	0
Totals.....	18	0	3	0	0	0	0	2	1	0	0	0	0	6	0	2	0	12	6	5

ESPAÑA 16 (4-0)

Player	AB	R	H	BI	2B	3B	HR	BB	SB	CS	HP	SH	SF	SO	IBB	KL	GDP	PO	A	E
FIGUEROA D cf	2	2	2	0	0	0	0	2	3	0	0	0	0	0	0	0	0	0	0	0
ARMAS H E pr/cf	0	1	0	0	0	0	0	0	0	0	0	0	0	0	0	0	0	0	0	0
TAVAREZ F D lf	3	2	2	2	0	0	0	1	2	0	0	0	0	0	0	0	0	1	0	0
CARRILLO M dh	3	2	2	1	1	0	0	0	0	0	0	0	0	0	0	0	0	0	0	0
MONTIEL R dh	1	0	1	2	1	0	0	0	0	0	0	0	0	0	0	0	0	0	0	0
RIERA J L 1b	2	1	0	0	0	0	0	2	0	0	0	0	0	0	0	0	0	5	0	0
FRANCO Y 3b	2	0	1	1	0	0	0	1	0	0	0	0	0	0	0	0	0	1	0	0
FEBLES E ph/3b	1	0	0	0	0	0	0	0	0	0	0	0	0	0	0	0	0	0	0	0
MARTINEZ D rf	3	3	1	0	0	0	0	0	1	0	0	0	0	0	0	0	0	1	0	0
SANCHEZ D E 2b	2	2	1	2	1	0	0	0	0	0	0	0	1	0	0	0	0	0	3	0
HERNANDEZ A c	2	2	1	2	0	0	0	0	0	0	0	0	1	0	0	0	0	6	0	0
PEREZ N ss	3	1	1	0	1	0	0	0	0	0	0	0	0	0	0	0	0	1	0	0
ARISMENDI E p	0	0	0	0	0	0	0	0	0	0	0	0	0	0	0	0	0	0	2	0
BELMONTE P p	0	0	0	0	0	0	0	0	0	0	0	0	0	0	0	0	0	0	1	0
Totals.....	24	16	12	10	4	0	0	6	6	0	0	0	2	0	0	0	0	15	6	0

IRELAND IP H R ER BB SO WP HB BK IBB SH SF CI 2B 3B HR AB BF FO GO

WOODBURNE D L,0-1	2.0	4	7	6	4	0	2	0	0	0	0	1	0	1	0	0	8	13	2	3
O'RIORDAN C	1.2	6	7	1	0	0	0	0	0	0	0	1	0	2	0	0	13	14	3	2
FAIRBAIRN J	0.1	2	2	0	2	0	0	0	0	0	0	0	0	1	0	0	3	5	0	1

ESPAÑA IP H R ER BB SO WP HB BK IBB SH SF CI 2B 3B HR AB BF FO GO

ARISMENDI E W,1-0	4.0	3	0	0	2	4	0	0	0	0	0	0	0	0	0	0	15	17	3	5
BELMONTE P	1.0	0	0	0	0	2	0	0	0	0	0	0	0	0	0	0	3	3	0	1

Umpires - HP: BEIER T (SUI) 1B: JONES T (FIN) 3B: KISS-JAKAB J (HUN)

Start: 18:00 Time: 1:57 Attendance: 100 Weather: SUNNY

SCOREKEEPERS: SALVADOR E (ESP), FERNANDEZ N (ESP)

TC: STROM P (SWE)

WOODBURNE D faced 4 batters in the 3rd.



Qualifier EUROPEAN Championship SENIORS '11

BARCELONA, SPAIN • 25th / 30th JULY



Game Summary 9



Finland - Ireland



Jul 29, 2011 at BARCELONA (CARLOS PEREZ D ROZAS)

IRELAND 4 (2-2)

Player	AB	R	H	BI	2B	3B	HR	BB	SB	CS	HP	SH	SF	SO	IBB	KL	GDP	PO	A	E
KELLEY T rf	4	0	0	1	0	0	0	0	0	0	0	0	0	1	0	0	1	0	0	0
DILLON J cf	4	0	0	0	0	0	0	0	0	0	0	0	0	0	0	0	0	1	0	0
SMITH B ss	3	1	0	0	0	0	0	1	0	0	0	0	0	0	0	0	0	2	2	0
HERNANDEZ T dh	2	0	1	0	0	0	0	1	1	1	0	0	0	0	0	0	0	0	0	0
DIVITON S dh	1	0	0	0	0	0	0	0	0	0	0	0	0	0	0	0	0	0	0	0
CUEVAS J 1b	4	0	0	0	0	0	0	0	0	0	0	0	0	0	0	0	0	13	0	0
RIZO S 3b	4	1	0	0	0	0	0	0	2	0	0	0	0	1	0	0	0	1	6	1
FOX A lf	2	1	1	0	0	0	0	0	1	0	0	0	0	0	0	0	0	0	0	0
O'CONNELL P ph/lf	2	1	1	0	0	0	0	0	1	0	0	0	0	1	0	0	0	0	0	0
O'SULLIVAN M c	4	0	1	0	0	0	0	0	0	0	0	0	0	1	0	0	0	10	0	0
PITA J 2b	4	0	2	2	0	0	0	0	0	0	0	0	0	0	0	0	0	0	2	0
ANGLIN N p	0	0	0	0	0	0	0	0	0	0	0	0	0	0	0	0	0	0	2	0
Totals.....	34	4	6	3	0	0	0	2	5	1	0	0	0	4	0	0	1	27	12	1

FINLAND 2 (0-4)

Player	AB	R	H	BI	2B	3B	HR	BB	SB	CS	HP	SH	SF	SO	IBB	KL	GDP	PO	A	E
SALMENPERA P c	4	1	1	0	0	0	0	0	1	0	0	0	0	0	0	0	0	5	1	0
LIIRI T ss/p	3	0	0	1	0	0	0	0	0	0	0	1	0	2	0	1	0	1	3	0
KURVINEN J-P 1b	4	0	2	1	0	0	0	0	1	0	0	0	0	2	0	0	0	13	2	0
VARTIAINEN J dh/lf	4	0	2	0	1	0	0	0	1	0	0	0	0	0	0	0	0	0	0	0
KORVENMAA M rf	2	0	0	0	0	0	0	0	0	0	0	0	0	2	0	0	0	1	0	0
ROPPONEN T ph	1	0	0	0	0	0	0	0	0	0	0	0	0	0	0	0	0	0	0	0
ROPO A rf	1	0	0	0	0	0	0	0	0	0	0	0	0	0	0	0	0	2	0	0
NYMARK S 2b	4	0	0	0	0	0	0	0	2	0	0	0	0	2	0	0	0	1	4	1
TOLPPANEN O 3b	4	0	0	0	0	0	0	0	0	0	0	0	0	1	0	1	0	1	4	1
MUUKKONEN J lf/ss	4	0	0	0	0	0	0	0	0	0	0	0	0	2	0	0	0	0	0	1
PARKKINEN T cf	3	1	1	0	0	0	0	0	1	0	0	0	0	0	0	0	0	1	0	0
SAARMAN V-H p	0	0	0	0	0	0	0	0	0	0	0	0	0	0	0	0	0	2	2	1
Totals.....	34	2	6	2	1	0	0	0	6	0	0	1	0	11	0	2	0	27	16	4

IRELAND	IP	H	R	ER	BB	SO	WP	HB	BK	IBB	SH	SF	CI	2B	3B	HR	AB	BF	FO	GO
ANGLIN N W,1-0	9.0	6	2	2	0	11	4	0	0	0	1	0	0	1	0	0	34	35	4	13
FINLAND	IP	H	R	ER	BB	SO	WP	HB	BK	IBB	SH	SF	CI	2B	3B	HR	AB	BF	FO	GO
SAARMAN V-H L,0-2	6.0	4	2	1	2	2	0	0	1	0	0	0	0	0	0	0	21	23	2	12
LIIRI T	3.0	2	2	0	0	2	0	0	0	0	0	0	0	0	0	0	13	13	4	3

Umpires - HP: KISS-JAKAB J (HUN) 1B: ULLOA M (ESP) 3B: BEIER T (SUI)
 Start: 11:00 Time: 2:24 Attendance: 45 Weather: PARTLY CLOUDY
 SCOREKEEPERS: GOLDS J (ESP), MARTIN JJ (ESP)
 TC: STORM P (SWE)



Qualifier EUROPEAN Championship SENIORS '11

BARCELONA, SPAIN • 25th / 30th JULY



Game Summary 10



Switzerland - Hungary



Jul 29, 2011 at BARCELONA (CARLOS PEREZ D ROZAS)

Player	HUNGARY 2 (1-3)																			
	AB	R	H	BI	2B	3B	HR	BB	SB	CS	HP	SH	SF	SO	IBB	KL	GDP	PO	A	E
HALMOS B 2b	3	0	0	0	0	0	0	1	1	1	0	0	0	0	0	0	0	0	3	0
RADVANYI T rf	3	0	0	1	0	0	0	0	0	0	0	0	1	1	0	0	1	3	0	0
ZALABAI Z dh	3	0	2	1	0	0	0	0	2	0	1	0	0	0	0	0	0	0	0	0
NAGY G pr	0	0	0	0	0	0	0	0	0	0	0	0	0	0	0	0	0	0	0	0
ANDRAS J 3b	4	0	0	0	0	0	0	0	0	0	0	0	0	0	0	0	0	0	1	0
NIKOLITS G cf	3	0	0	0	0	0	0	0	0	0	0	0	0	1	0	1	0	3	0	0
KISS S ph	1	0	0	0	0	0	0	0	0	0	0	0	0	0	0	0	0	0	0	0
NEMETH B 1b	4	0	0	0	0	0	0	0	0	0	0	0	0	1	0	1	0	7	0	1
SIMONYI D c	3	0	1	0	0	0	0	0	0	0	0	0	0	0	0	0	0	7	0	0
MAIDICS I ph	1	0	0	0	0	0	0	0	0	0	0	0	0	0	0	0	0	0	0	0
LUPTAK P lf	3	0	0	0	0	0	0	0	0	0	0	0	0	2	0	1	0	3	0	0
BUBLA A ss	1	2	0	0	0	0	0	2	1	0	0	0	0	0	0	0	0	1	1	1
DAROCZI J p	0	0	0	0	0	0	0	0	0	0	0	0	0	0	0	0	0	0	0	0
SZABO T p	0	0	0	0	0	0	0	0	0	0	0	0	0	0	0	0	0	0	2	0
KOVACS G p	0	0	0	0	0	0	0	0	0	0	0	0	0	0	0	0	0	0	0	0
Totals.....	29	2	3	2	0	0	0	3	4	1	1	0	1	5	0	3	1	24	7	2

Player	SWITZERLAND 9 (3-1)																			
	AB	R	H	BI	2B	3B	HR	BB	SB	CS	HP	SH	SF	SO	IBB	KL	GDP	PO	A	E
OSHIMA H cf/1b	3	0	0	0	0	0	0	1	0	0	1	0	0	0	0	0	0	4	0	0
HUBER V rf	3	2	2	0	1	0	0	2	0	0	0	0	0	0	0	0	0	3	0	0
SIEGRIST T c	2	2	1	3	0	1	0	1	0	0	0	0	1	1	0	1	0	6	1	0
RAOUZEOS E ph/c	1	0	0	0	0	0	0	0	0	0	0	0	0	0	0	0	0	0	0	0
PERIGO J 1b	3	1	1	1	0	0	0	1	0	0	0	0	0	2	0	0	0	5	0	1
WISCHNEWSKI cf	1	0	0	0	0	0	0	0	0	0	0	0	0	1	0	1	0	3	0	0
KOLLER S lf	4	0	1	1	0	0	0	0	0	0	0	0	0	0	0	0	0	2	0	0
PROBST Y ph	1	0	0	0	0	0	0	0	0	0	0	0	0	0	0	0	0	0	0	0
IMBODEN T lf	0	0	0	0	0	0	0	0	0	0	0	0	0	0	0	0	0	0	0	0
HANZI R 2b	2	1	1	0	1	0	0	0	0	0	1	0	0	0	0	0	0	1	2	1
KAUFMANN A 2b	1	1	1	0	0	0	0	0	0	0	0	0	0	0	0	0	0	0	2	0
ZELLER S 2b	0	0	0	0	0	0	0	1	0	0	0	0	0	0	0	0	0	0	0	0
EICHENBERGER dh	2	0	0	1	0	0	0	0	0	0	0	0	1	0	0	0	0	0	0	0
ZWYER S dh	1	0	0	0	0	0	0	0	0	0	0	0	0	1	0	1	0	0	0	0
LIMACHER M dh	1	0	1	0	0	0	0	0	0	0	0	0	0	0	0	0	0	0	0	0
RUESCH A 3b	4	0	0	1	0	0	0	0	1	0	1	0	0	2	0	1	0	1	2	0
OSHIMA T ss	1	2	0	0	0	0	0	3	1	0	0	0	0	0	0	0	0	2	3	0
GIRASOLE A p	0	0	0	0	0	0	0	0	0	0	0	0	0	0	0	0	0	0	2	0
BERCHTOLD F p	0	0	0	0	0	0	0	0	0	0	0	0	0	0	0	0	0	0	0	0
SAVOLDELLI R p	0	0	0	0	0	0	0	0	0	0	0	0	0	0	0	0	0	0	0	0
Totals.....	30	9	8	7	2	1	0	9	2	0	3	0	2	7	0	4	0	27	12	2

HUNGARY	IP	H	R	ER	BB	SO	WP	HB	BK	IBB	SH	SF	CI	2B	3B	HR	AB	BF	FO	GO
DAROCZI J L,0-1	3.0	5	7	6	3	2	2	2	0	0	0	1	0	2	1	0	13	19	5	2
SZABO T	3.2	2	2	1	4	3	3	1	0	0	0	1	0	0	0	0	12	18	4	4
KOVACS G	1.1	1	0	0	2	2	0	0	0	0	0	0	0	0	0	0	5	7	1	1
SWITZERLAND	IP	H	R	ER	BB	SO	WP	HB	BK	IBB	SH	SF	CI	2B	3B	HR	AB	BF	FO	GO
GIRASOLE A W,1-0	6.0	2	1	1	2	4	1	1	0	0	0	0	0	0	0	0	20	23	7	5
BERCHTOLD F	2.0	1	1	1	1	1	1	0	0	0	0	1	0	0	0	0	6	8	3	2
SAVOLDELLI R	1.0	0	0	0	0	0	0	0	0	0	0	0	0	0	0	0	3	3	1	2

Umpires - HP: RODRIGUEZ S (ESP) 1B: POOR G (IRL) 3B: JONES T (FIN)
 Start: 18:00 Time: 2:38 Attendance: 100 Weather: PARTLY CLOUDY
 SCOREKEEPERS: FERNANDEZ N (ESP), SALVADOR E (ESP) TC: BOKERN P (NED)



Qualifier EUROPEAN Championship SENIORS '11

BARCELONA, SPAIN • 25th / 30th JULY



Game Summary 11

	Spain - Switzerland	
--	----------------------------	--

Jul 30, 2011 at BARCELONA (CARLOS PEREZ D ROZAS)

SWITZERLAND 2 (3-2)

Player	AB	R	H	BI	2B	3B	HR	BB	SB	CS	HP	SH	SF	SO	IBB	KL	GDP	PO	A	E
SIEGEL R cf	3	1	0	0	0	0	0	1	0	0	0	0	0	2	0	1	0	7	0	0
HUBER V rf	3	0	0	0	0	0	0	0	0	0	0	1	0	2	0	1	0	1	0	0
SIEGRIST T c	4	0	0	0	0	0	0	0	0	0	0	0	0	2	0	0	0	2	0	0
PERIGO J 1b	4	0	1	1	0	0	0	0	0	0	0	0	0	2	0	0	0	11	0	0
KOLLER S lf	3	0	1	0	0	0	0	0	0	0	0	0	0	0	0	0	0	2	0	0
HANZI R 2b	3	0	0	0	0	0	0	0	0	0	0	0	0	1	0	1	1	0	3	1
EICHENBERGER dh	1	0	0	0	0	0	0	0	0	0	0	0	0	0	0	0	0	0	0	0
KAUFMANN A dh	1	1	0	0	0	0	0	1	0	0	0	0	0	0	0	0	0	0	0	0
RODRIGUEZ A 3b	2	0	0	0	0	0	0	0	0	0	1	0	0	1	0	0	0	0	3	1
OSHIMA T ss	3	0	1	1	1	0	0	0	0	0	0	0	0	1	0	0	0	1	2	0
CROTON L p	0	0	0	0	0	0	0	0	0	0	0	0	0	0	0	0	0	0	2	0
OSHIMA H p	0	0	0	0	0	0	0	0	0	0	0	0	0	0	0	0	0	0	1	0
Totals.....	27	2	3	2	1	0	0	2	0	0	0	2	0	11	0	3	1	24	11	2

SPAIN 3 (5-0)

Player	AB	R	H	BI	2B	3B	HR	BB	SB	CS	HP	SH	SF	SO	IBB	KL	GDP	PO	A	E
FIGUEROA D cf	2	1	1	0	0	0	0	2	1	0	0	0	0	0	0	0	0	1	0	0
TAVAREZ F D lf	3	0	0	0	0	0	0	0	0	0	0	0	0	0	0	0	0	1	0	0
ARMAS H E lf	1	0	0	0	0	0	0	0	0	0	0	0	0	0	0	0	0	0	0	0
CARRILLO M dh	3	0	0	0	0	0	0	1	0	0	0	0	0	1	0	0	0	0	0	0
RIERA J L 1b	4	0	1	2	0	0	0	0	0	0	0	0	0	1	0	1	0	9	0	0
NAVARRO D c	4	0	0	0	0	0	0	0	0	0	0	0	0	0	0	0	0	12	0	0
FRANCO Y 3b	3	1	1	0	1	0	0	0	0	0	0	0	0	0	0	0	0	0	2	0
MARTINEZ D rf	1	0	0	0	0	0	0	1	0	0	0	1	0	0	0	0	0	1	1	0
PEREZ N ss	2	0	0	1	0	0	0	0	0	0	0	0	1	0	0	0	0	1	1	0
SANCHEZ D E 2b	3	1	0	0	0	0	0	0	0	0	0	0	0	0	0	0	0	2	3	0
NOGUERA A p	0	0	0	0	0	0	0	0	0	0	0	0	0	0	0	0	0	0	3	0
LEAL R p	0	0	0	0	0	0	0	0	0	0	0	0	0	0	0	0	0	0	1	0
Totals.....	26	3	3	3	1	0	0	4	1	0	0	1	1	2	0	1	0	27	11	0

SWITZERLAND	IP	H	R	ER	BB	SO	WP	HB	BK	IBB	SH	SF	CI	2B	3B	HR	AB	BF	FO	GO
CROTON L L,1-1	6.0	3	3	1	3	1	1	0	0	0	0	0	0	1	0	0	21	24	9	7
OSHIMA H	2.0	0	0	0	1	1	0	0	0	0	1	1	0	0	0	0	5	8	2	3
SPAIN	IP	H	R	ER	BB	SO	WP	HB	BK	IBB	SH	SF	CI	2B	3B	HR	AB	BF	FO	GO
NOGUERA A	5.0	2	2	2	2	5	1	0	0	0	2	0	0	1	0	0	15	19	3	7
LEAL R W,1-0	4.0	1	0	0	0	6	0	0	0	0	0	0	0	0	0	0	12	12	2	3

Umpires - HP: JONES T (FIN) 1B: POOR G (IRL) 3B: KISS-JAKAB J (HUN)
 Start: 11:00 Time: 13:06 Attendance: 154 Weather: CLOUDY
 SCOREKEEPERS: MARTIN JJ (ESP), FERNANDEZ N (ESP)
 TC: STROM P (SWE), BOKERN P (NED)
 CROTON L faced 1 batter in the 7th.



Qualifier EUROPEAN Championship SENIORS '11

BARCELONA, SPAIN • 25th / 30th JULY



Teams' stats

	Finland	FIN
--	----------------	------------

record: 0-4

(All games Sorted by Batting avg)

Player	AVG	GP-GS	AB	R	H	2B	3B	HR	RBI	TB	SLG%	BB	HBP	SO	GDP	OB%	SF	SH	SB-ATT	PO	A	E	FLD%
12 KURVINEN Jukka-Pe	.455	4-4	11	1	5	1	0	1	3	9	.818	3	0	3	0	.571	0	0	1-1	26	2	5	.848
0 VARTIAINEN Janne	.364	4-4	11	0	4	1	0	0	0	5	.455	2	0	2	0	.462	0	0	2-2	8	0	3	.727
1 PARKKINEN Tapio	.200	4-4	10	1	2	0	0	0	0	2	.200	1	0	0	0	.273	0	0	2-4	13	1	4	.778
8 SALMENPERA Pertte	.167	4-4	12	1	2	0	0	0	0	2	.167	1	0	2	0	.231	0	0	1-1	12	1	1	.929
4 LIIRI Timo	.111	4-4	9	2	1	0	0	0	1	1	.111	1	1	4	0	.273	0	2	1-1	6	12	1	.947
11 NYMARK Sebastian	.083	4-4	12	0	1	1	0	0	1	2	.167	2	0	2	0	.214	0	0	2-2	5	10	2	.882
14 MUUKKONEN Juha	.077	4-4	13	0	1	0	0	0	0	1	.077	0	0	3	0	.077	0	0	0-0	3	5	3	.727
23 TOLPPANEN Olli	.000	4-4	12	1	0	0	0	0	0	0	.000	2	0	4	0	.143	0	0	0-0	6	8	2	.875
9 SAARMAN Ville-Her	.250	2-2	4	0	1	0	0	0	0	1	.250	0	0	2	0	.250	0	0	0-0	3	2	1	.833
25 HARALA Tommi	.000	3-1	4	0	0	0	0	0	0	0	.000	0	0	0	0	.000	0	0	0-0	1	0	0	1.000
5 KORVENMAA Matti	.000	4-1	4	0	0	0	0	0	0	0	.000	0	0	3	0	.000	0	0	0-0	1	1	1	.667
22 ROPPONEN Tuomas	.000	2-0	2	0	0	0	0	0	0	0	.000	0	0	0	0	.000	0	0	0-0	0	0	0	.000
3 ROPO Aki	.000	3-0	2	0	0	0	0	0	0	0	.000	0	0	0	0	.000	0	0	0-0	3	1	0	1.000
7 HAMALAINEN Janne	.000	2-0	1	0	0	0	0	0	0	0	.000	0	0	1	0	.000	0	0	0-0	0	0	0	.000
17 KESKITALO Sakari	.000	2-0	1	0	0	0	0	0	0	0	.000	0	0	0	0	.000	0	0	0-0	0	0	0	.000
24 UKKONEN Juho	.000	1-0	1	0	0	0	0	0	0	0	.000	0	0	0	1	.000	0	0	0-0	0	0	0	.000
Totals	.156	4-4	109	6	17	3	0	1	5	23	.211	12	1	26	1	.246	0	2	9-11	87	44	23	.851
Opponents	.285	4-4	130	41	37	6	5	0	32	53	.408	18	4	11	1	.378	4	1	24-27	93	40	4	.971

LOB - Team (25), Opp (29). DPs turned - Team (3), Opp (2). IBB - Team (1), KURVINEN J-P 1. Picked off - PARKKINEN T 1, SALMENPERA P 1, KURVINEN J-P 1.

(All games Sorted by Earned run avg)

Player	ERA	W-L	APP	GS	CG	SHO/CBO	SV	IP	H	R	ER	BB	SO	2B	3B	HR	AB	B/Avg	WP	HBP	BK	SFA	SHA
8 SALMENPERA Pertte	0.00	0-0	1	0	0	0/0	0	6.0	4	1	0	3	2	1	0	0	20	.200	0	0	1	1	1
4 LIIRI Timo	1.17	0-1	2	1	0	0/0	0	7.2	9	9	1	3	5	3	0	0	33	.273	0	0	0	0	2
9 SAARMAN Ville-Her	8.00	0-2	2	2	0	0/0	0	9.0	13	12	8	5	4	2	2	0	40	.325	1	1	1	1	0
6 HATTUNEN Ari	14.73	0-0	3	0	0	0/0	0	3.2	6	9	6	3	0	0	2	0	18	.333	0	1	0	0	0
11 NYMARK Sebastian	0.00	0-0	1	0	0	0/0	0	0.1	2	3	0	0	0	0	0	0	4	.500	0	0	0	0	0
0 VARTIAINEN Janne	13.50	0-1	2	1	0	0/0	0	0.2	1	2	1	3	0	0	0	0	4	.250	2	0	0	0	0
17 KESKITALO Sakari	16.20	0-0	2	0	0	0/0	0	1.2	2	5	3	1	0	0	1	0	11	.182	0	2	0	0	0
Totals	4.97	0-4	4	4	0	0/0	0	29.0	37	41	16	18	11	6	5	0	130	.285	3	4	2	4	1
Opponents	1.45	4-0	4	4	1	1/1	1	31.0	17	6	5	12	26	3	0	1	109	.156	6	1	0	0	2

PB - Team (1), SALMENPERA P 1, Opp (1). Pickoffs - Team (0), Opp (3). SBA/ATT - SALMENPERA P (20-22), PARKKINEN T (12-13), LIIRI T (6-7), SAARMAN V-H (3-4), VARTIAINEN J (2-2), KESKITALO S (2-2), HATTUNEN A (2-2), NYMARK S (1-1).

(All games Sorted by Fielding pct)

Player	C	PO	A	E	FLD%	DPs	SBA	CSB	SBA%	PB	CI
3 ROPO Aki	4	3	1	0	1.000	1	0	0	---	0	0
25 HARALA Tommi	1	1	0	0	1.000	0	0	0	---	0	0
6 HATTUNEN Ari	1	0	1	0	1.000	0	2	0	1.000	0	0
4 LIIRI Timo	19	6	12	1	.947	0	6	1	.857	0	0
8 SALMENPERA Pertte	14	12	1	1	.929	0	20	2	.909	1	0
11 NYMARK Sebastian	17	5	10	2	.882	0	1	0	1.000	0	0
23 TOLPPANEN Olli	16	6	8	2	.875	1	0	0	---	0	0
12 KURVINEN Jukka-Pe	33	26	2	5	.848	2	0	0	---	0	0
9 SAARMAN Ville-Her	6	3	2	1	.833	0	3	1	.750	0	0
1 PARKKINEN Tapio	18	13	1	4	.778	1	12	1	.923	0	0
0 VARTIAINEN Janne	11	8	0	3	.727	0	2	0	1.000	0	0
14 MUUKKONEN Juha	11	3	5	3	.727	1	0	0	---	0	0
5 KORVENMAA Matti	3	1	1	1	.667	0	0	0	---	0	0
7 HAMALAINEN Janne	0	0	0	0	.000	0	0	0	---	0	0
22 ROPPONEN Tuomas	0	0	0	0	.000	0	0	0	---	0	0
24 UKKONEN Juho	0	0	0	0	.000	0	0	0	---	0	0
17 KESKITALO Sakari	0	0	0	0	.000	0	2	0	1.000	0	0
Totals	154	87	44	23	.851	3	24	3	.889	1	0
Opponents	137	93	40	4	.971	2	9	2	.818	1	0

Hitting minimums - 4 Games 11 TPA 2.7 TPA/Game
Pitching minimums - 4 Games 3 IP 0.8 IP/Game



Qualifier EUROPEAN Championship SENIORS '11

BARCELONA, SPAIN • 25th / 30th JULY



Teams' stats



Hungary

HUN

record: 1-3

(All games Sorted by Batting avg)

Player	AVG	GP-GS	AB	R	H	2B	3B	HR	RBI	TB	SLG%	BB	HBP	SO	GDP	OB%	SF	SH	SB-ATT	PO	A	E	FLD%
14 RADVANYI Tamas...	.462	4-4	13	0	6	1	0	0	3	7	.538	0	0	1	1	.429	1	0	3-3	8	0	1	.889
23 ANDRAS Jano.....	.231	4-4	13	0	3	0	0	0	1	3	.231	0	0	1	0	.214	1	0	2-2	6	11	2	.895
15 SIMONYI Denes....	.091	4-4	11	0	1	0	0	0	0	1	.091	0	0	0	1	.091	0	0	0-0	10	0	2	.833
10 HALMOS Balazs....	.091	4-4	11	1	1	0	0	0	0	1	.091	3	0	2	0	.286	0	0	3-4	4	9	3	.813
26 NEMETH Balazs....	.091	4-4	11	1	1	0	0	0	0	1	.091	2	0	1	0	.231	0	0	1-1	33	1	1	.971
21 NIKOLITS Gyorgy..	.000	4-4	13	0	0	0	0	0	0	0	.000	1	0	4	0	.071	0	0	1-1	8	0	0	1.000
22 LUPTAK Peter.....	.000	4-4	8	1	0	0	0	0	0	0	.000	2	0	4	0	.200	0	1	2-2	10	2	1	.923
4 SZABO Tamas.....	1.000	1-0	1	1	1	0	0	0	0	1	1.000	0	0	0	0	1.000	0	0	0-0	0	2	0	1.000
8 ZALABAI Zsolt....	.429	3-3	7	0	3	0	0	0	1	3	.429	0	2	0	0	.556	0	0	2-2	0	2	1	.667
7 MAIDICS Istvan...	.250	2-1	4	1	1	0	0	0	0	1	.250	0	0	0	0	.250	0	1	0-0	5	2	0	1.000
9 KISS Szabolcs....	.200	2-1	5	1	1	0	0	0	0	1	.200	0	0	0	0	.200	0	0	2-3	1	0	0	1.000
2 BUBLA Aron.....	.000	3-3	6	2	0	0	0	0	0	0	.000	2	0	2	0	.250	0	0	1-1	3	9	3	.800
3 NAGY Gabor.....	.000	1-0	0	0	0	0	0	0	0	0	.000	0	0	0	0	.000	0	0	0-0	1	1	0	1.000
Totals.....	.175	4-4	103	8	18	1	0	0	5	19	.184	10	2	15	2	.256	2	2	17-19	89	41	14	.903
Opponents.....	.233	4-4	116	36	27	4	1	0	28	33	.284	32	12	17	0	.433	4	0	14-16	90	45	9	.938

LOB - Team (21), Opp (39). DPs turned - Team (1), Opp (5). IBB - Team (0), Opp (2).

(All games Sorted by Earned run avg)

Player	ERA	W-L	APP	GS	CG	SHO/CBO	SV	IP	H	R	ER	BB	SO	2B	3B	HR	AB	B/Avg	WP	HBP	BK	SFA	SHA
8 ZALABAI Zsolt....	0.00	0-1	1	1	0	0/0	0	7.0	5	2	0	2	2	0	0	0	26	.192	0	1	1	0	0
3 NAGY Gabor.....	1.42	1-0	1	1	0	0/0	0	6.1	3	1	1	5	6	0	0	0	23	.130	1	1	0	0	0
13 GYURCSEK Peter...	3.18	0-1	2	1	0	0/0	1	5.2	7	8	2	7	2	2	0	0	24	.292	1	1	0	0	0
4 SZABO Tamas.....	9.64	0-0	2	0	0	0/0	0	4.2	3	7	5	7	3	0	0	0	17	.176	3	2	1	1	0
5 DAROCZI Janos....	21.60	0-1	2	1	0	0/0	0	3.1	6	12	8	4	2	2	1	0	15	.400	2	4	0	2	0
16 KOVACS Gergo....	0.00	0-0	3	0	0	0/0	0	2.2	2	3	0	6	2	0	0	0	10	.200	0	0	0	1	0
19 FELSOVARI Gergely	99.00	0-0	1	0	0	0/0	0	0.0	1	3	3	1	0	0	0	0	1	1.000	0	3	0	0	0
Totals.....	5.76	1-3	4	4	0	0/0	1	29.2	27	36	19	32	17	4	1	0	116	.233	7	12	2	4	0
Opponents.....	1.80	3-1	4	4	1	2/1	0	30.0	18	8	6	10	15	1	0	0	103	.175	2	2	2	2	2

PB - Team (1), SIMONYI D 1. Pickoffs - Team (2), GYURCSEK P 1, NAGY G 1. SBA/ATT - SIMONYI D (11-11), GYURCSEK P (5-7), DAROCZI J (3-3), NAGY G (3-3), MAIDICS I (3-3), ZALABAI Z (3-3).

(All games Sorted by Fielding pct)

Player	C	PO	A	E	FLD%	Dps	SBA	CSB	SBA%	PB	CI
21 NIKOLITS Gyorgy..	8	8	0	0	1.000	0	0	0	---	0	0
7 MAIDICS Istvan...	7	5	2	0	1.000	0	3	0	1.000	0	0
3 NAGY Gabor.....	2	1	1	0	1.000	0	3	0	1.000	0	0
13 GYURCSEK Peter...	2	0	2	0	1.000	0	5	2	.714	0	0
4 SZABO Tamas.....	2	0	2	0	1.000	0	0	0	---	0	0
9 KISS Szabolcs....	1	1	0	0	1.000	0	0	0	---	0	0
26 NEMETH Balazs....	35	33	1	1	.971	0	0	0	---	0	0
22 LUPTAK Peter.....	13	10	2	1	.923	0	0	0	---	0	0
23 ANDRAS Jano.....	19	6	11	2	.895	1	0	0	---	0	0
14 RADVANYI Tamas...	9	8	0	1	.889	0	0	0	---	0	0
15 SIMONYI Denes....	12	10	0	2	.833	0	11	0	1.000	1	0
10 HALMOS Balazs....	16	4	9	3	.813	0	0	0	---	0	0
2 BUBLA Aron.....	15	3	9	3	.800	0	0	0	---	0	0
8 ZALABAI Zsolt....	3	0	2	1	.667	0	3	0	1.000	0	0
16 KOVACS Gergo....	0	0	0	0	.000	0	0	0	---	0	0
5 DAROCZI Janos....	0	0	0	0	.000	0	3	0	1.000	0	0
19 FELSOVARI Gergely	0	0	0	0	.000	0	0	0	---	0	0
Totals.....	144	89	41	14	.903	1	14	2	.875	1	0
Opponents.....	144	90	45	9	.938	5	17	2	.895	0	0

Hitting minimums - 4 Games 11 TPA 2.7 TPA/Game
Pitching minimums - 4 Games 3 IP 0.8 IP/Game



Qualifier EUROPEAN Championship SENIORS '11

BARCELONA, SPAIN • 25th / 30th JULY



Teams' stats

	Ireland	IRL
--	----------------	------------

record: 2-2

(All games Sorted by Batting avg)

Player	AVG	GP-GS	AB	R	H	2B	3B	HR	RBI	TB	SLG%	BB	HBP	SO	GDP	OB%	SF	SH	SB-ATT	PO	A	E	FLD%
11 CUEVAS Jamie.....	.250	4-4	12	1	3	0	0	0	1	3	.250	0	1	0	0	.308	0	0	0-0	13	0	1	.929
15 SMITH Brian.....	.222	4-4	9	4	2	0	0	0	0	2	.222	5	0	0	0	.500	0	0	2-2	7	8	2	.882
38 KELLEY Tom.....	.100	3-3	10	2	1	0	0	0	2	1	.100	2	0	1	1	.250	0	0	0-0	7	0	0	1.000
6 DILLON John.....	.000	4-3	10	2	0	0	0	0	0	0	.000	2	0	2	1	.167	0	0	0-0	3	0	0	1.000
27 O'CONNELL Pat....	.500	1-0	2	1	1	0	0	0	0	1	.500	0	0	1	0	.500	0	0	1-1	1	0	2	.333
24 DIVITON Steve....	.400	3-2	5	1	2	0	0	0	1	2	.400	1	0	0	0	.429	1	0	0-0	17	0	0	1.000
31 ANGLIN Nathaniel..	.333	3-3	9	0	3	1	0	0	3	4	.444	1	0	1	0	.400	0	0	0-0	10	2	1	.923
22 ANGLIN Greg.....	.333	2-2	6	0	2	0	0	0	1	2	.333	0	0	1	0	.333	0	0	2-2	2	1	1	.750
19 HERNANDEZ Tommy..	.333	2-2	3	0	1	0	0	0	1	1	.333	2	0	0	0	.500	1	0	1-2	0	2	1	.667
16 POWERS Colin.....	.333	2-1	3	0	1	0	0	0	0	1	.333	0	0	1	0	.333	0	0	0-0	0	0	1	.000
5 PITA Jimmy.....	.286	2-2	7	0	2	0	0	0	2	2	.286	0	1	0	0	.375	0	0	0-0	1	5	1	.857
18 FOX Alan.....	.200	3-2	5	2	1	0	0	0	0	1	.200	1	0	0	0	.333	0	0	1-1	3	0	1	.750
3 O'SULLIVAN Michae	.167	2-2	6	0	1	0	0	0	0	1	.167	0	0	1	0	.167	0	0	0-0	12	0	0	1.000
30 RIZO Sal.....	.000	2-2	6	1	0	0	0	0	0	0	.000	0	0	1	0	.000	0	0	3-3	2	7	1	.900
20 O'CONNOR Darran..	.000	2-2	6	0	0	0	0	0	0	0	.000	0	0	3	0	.000	0	0	0-0	4	3	0	1.000
14 ANGLIN Doug.....	.000	1-1	5	1	0	0	0	0	0	0	.000	0	0	2	0	.000	0	0	0-0	1	4	1	.833
33 WOODBURNE Daniel.	.000	1-1	3	1	0	0	0	0	1	0	.000	1	1	0	0	.400	0	0	0-0	1	1	0	1.000
Totals.....	.187	4-4	107	16	20	1	0	0	12	21	.196	15	3	14	2	.299	2	0	10-11	84	37	13	.903
Opponents.....	.278	4-4	115	31	32	5	0	0	22	37	.322	18	1	19	1	.367	5	2	22-22	86	45	11	.923

LOB - Team (25), Opp (26). DPs turned - Team (2), Opp (2). IBB - Team (1), SMITH B 1.

(All games Sorted by Earned run avg)

Player	ERA	W-L	APP	GS	CG	SHO/CBO	SV	IP	H	R	ER	BB	SO	2B	3B	HR	AB	B/avg	WP	HBP	BK	SFA	SHA
29 O'LEARY T J.....	0.00	1-0	1	1	1	1/0	0	8.0	4	0	0	0	6	0	0	0	27	.148	0	1	1	0	0
31 ANGLIN Nathaniel..	2.00	1-0	1	1	1	0/0	0	9.0	6	2	2	0	11	1	0	0	34	.176	4	0	0	0	1
27 O'CONNELL Pat....	9.00	0-1	1	1	0	0/0	0	6.0	9	10	6	9	2	0	0	0	25	.360	1	0	1	3	1
13 FAIRBAIRN Jack...	0.00	0-0	1	0	0	0/0	0	0.1	2	2	0	2	0	1	0	0	3	.667	0	0	0	0	0
26 O'RIORDAN Cian...	5.40	0-0	1	0	0	0/0	0	1.2	6	7	1	0	0	2	0	0	13	.462	0	0	0	1	0
58 FARRELL Leo.....	18.00	0-0	1	0	0	0/0	0	1.0	1	3	2	3	0	0	0	0	5	.200	3	0	0	0	0
33 WOODBURNE Daniel.	27.00	0-1	1	1	0	0/0	0	2.0	4	7	6	4	0	1	0	0	8	.500	2	0	0	1	0
Totals.....	5.46	2-2	4	4	2	1/0	0	28.0	32	31	17	18	19	5	0	0	115	.278	10	1	2	5	2
Opponents.....	1.57	2-2	4	4	0	1/1	0	28.2	20	16	5	15	14	1	0	0	107	.187	1	3	2	2	0

PB - Team (3), POWERS C 3, Opp (1). Pickoffs - Team (1), WOODBURNE D 1. SBA/ATT - O'SULLIVAN M (15-15), O'CONNELL P (6-6), ANGLIN N (6-6), POWERS C (6-6), WOODBURNE D (6-6), FARRELL L (3-3), O'LEARY T J (1-1), KELLEY T (1-1).

(All games Sorted by Fielding pct)

Player	C	PO	A	E	FLD%	Dps	SBA	CSB	SBA%	PB	CI
24 DIVITON Steve....	17	17	0	0	1.000	2	0	0	---	0	0
3 O'SULLIVAN Michae	12	12	0	0	1.000	0	15	0	1.000	0	0
38 KELLEY Tom.....	7	7	0	0	1.000	0	1	0	1.000	0	0
20 O'CONNOR Darran..	7	4	3	0	1.000	0	0	0	---	0	0
6 DILLON John.....	3	3	0	0	1.000	0	0	0	---	0	0
29 O'LEARY T J.....	3	0	3	0	1.000	1	1	0	1.000	0	0
33 WOODBURNE Daniel.	2	1	1	0	1.000	0	6	0	1.000	0	0
26 O'RIORDAN Cian...	1	0	1	0	1.000	0	0	0	---	0	0
11 CUEVAS Jamie.....	14	13	0	1	.929	0	0	0	---	0	0
31 ANGLIN Nathaniel..	13	10	2	1	.923	0	6	0	1.000	0	0
30 RIZO Sal.....	10	2	7	1	.900	0	0	0	---	0	0
15 SMITH Brian.....	17	7	8	2	.882	1	0	0	---	0	0
5 PITA Jimmy.....	7	1	5	1	.857	0	0	0	---	0	0
14 ANGLIN Doug.....	6	1	4	1	.833	0	0	0	---	0	0
18 FOX Alan.....	4	3	0	1	.750	0	0	0	---	0	0
22 ANGLIN Greg.....	4	2	1	1	.750	0	0	0	---	0	0
19 HERNANDEZ Tommy..	3	0	2	1	.667	0	0	0	---	0	0
27 O'CONNELL Pat....	3	1	0	2	.333	0	6	0	1.000	0	0
16 POWERS Colin.....	1	0	0	1	.000	0	6	0	1.000	3	0
13 FAIRBAIRN Jack...	0	0	0	0	.000	0	0	0	---	0	0
58 FARRELL Leo.....	0	0	0	0	.000	0	3	0	1.000	0	0
Totals.....	134	84	37	13	.903	2	22	0	1.000	3	0
Opponents.....	142	86	45	11	.923	2	10	1	.909	1	0

Hitting minimums - 4 Games 11 TPA 2.7 TPA/Game
Pitching minimums - 4 Games 3 IP 0.8 IP/Game



Qualifier EUROPEAN Championship SENIORS '11

BARCELONA, SPAIN • 25th / 30th JULY



Teams' stats

	Spain	ESP
--	--------------	------------

record: 5-0

(All games Sorted by Batting avg)

Player	AVG	GP-GS	AB	R	H	2B	3B	HR	RBI	TB	SLG%	BB	HBP	SO	GDP	OB%	SF	SH	SB-ATT	PO	A	E	FLD%
10 FIGUEROA Daniel..	.500	5-5	14	9	7	0	0	0	1	7	.500	6	2	0	0	.682	0	0	7-8	4	0	0	1.000
17 CARRILLO Marc....	.412	5-5	17	6	7	3	0	0	7	10	.588	4	0	1	0	.524	0	0	1-1	0	0	0	.000
5 FRANCO Yancarlo..	.333	5-5	15	4	5	1	1	0	3	8	.533	1	2	1	0	.444	0	0	1-1	2	6	0	1.000
25 RIERA Jose Luis..	.333	5-5	12	3	4	0	2	0	4	8	.667	4	0	2	0	.500	0	0	1-1	28	0	0	1.000
13 TAVAREZ Franklin.	.313	5-5	16	7	5	2	0	0	7	7	.438	4	0	0	0	.450	0	0	3-3	4	0	0	1.000
4 PEREZ Nestor.....	.250	5-5	16	4	4	1	0	0	4	5	.313	1	0	1	0	.278	1	0	0-0	5	6	0	1.000
7 HERNANDEZ Alexand	.333	4-2	6	4	2	0	0	0	4	2	.333	0	0	0	0	.250	2	0	0-0	11	0	0	1.000
22 MONTIEL Richard..	.250	4-0	4	1	1	1	0	0	3	2	.500	1	1	0	0	.429	1	0	0-0	12	0	0	1.000
9 NAVARRO Dewis....	.222	3-3	9	2	2	1	0	0	4	3	.333	1	1	0	1	.308	2	0	0-0	24	1	0	1.000
19 ARMAS Herman E...	.143	5-2	7	3	1	0	1	0	4	3	.429	2	1	0	0	.400	0	0	1-1	2	0	0	1.000
24 MARTINEZ Daniel..	.125	5-3	8	5	1	0	0	0	0	1	.125	3	0	1	0	.364	0	1	1-1	3	1	0	1.000
1 SANCHEZ Daniel E.	.125	5-3	8	7	1	1	0	0	3	2	.250	3	1	0	0	.385	1	0	0-0	7	11	0	1.000
3 FEBLES Emmanuel..	.000	4-2	5	1	0	0	0	0	0	0	.000	1	0	2	0	.167	0	0	0-0	0	2	0	1.000
Totals.....	.292	5-5	137	56	40	10	4	0	44	58	.423	31	8	8	1	.432	7	1	15-16	102	42	0	1.000
Opponents.....	.103	5-5	107	2	11	1	0	0	2	12	.112	8	0	35	2	.165	0	3	1-1	93	39	21	.863

LOB - Team (35), Opp (14). DPs turned - Team (2), Opp (1). Picked off - TAVAREZ F D 1.

(All games Sorted by Earned run avg)

Player	ERA	W-L	APP	GS	CG	SHO/CBO	SV	IP	H	R	ER	BB	SO	2B	3B	HR	AB	B/Avg	WP	HBP	BK	SFA	SHA
21 HERNANDEZ Ricardo	0.00	1-0	1	1	0	0/1	0	7.0	0	0	0	2	10	0	0	0	20	.000	0	0	0	0	0
27 LEAL Remigio.....	0.00	1-0	2	0	0	0/1	0	5.0	2	0	0	1	7	0	0	0	16	.125	0	0	0	0	0
26 GONZALEZ Eric....	0.00	1-0	1	1	0	0/1	0	4.0	1	0	0	0	1	0	0	0	12	.083	0	0	0	0	1
18 ARISMENDI Edgar..	0.00	1-0	1	1	0	0/1	0	4.0	3	0	0	2	4	0	0	0	15	.200	0	0	0	0	0
15 NOGUERA Antonio..	3.60	0-0	1	1	0	0/0	0	5.0	2	2	2	2	5	1	0	0	15	.133	1	0	0	0	2
20 BELMONTE Pedro...	0.00	1-0	2	0	0	0/2	0	3.0	0	0	0	0	4	0	0	0	9	.000	0	0	0	0	0
29 HERNANDEZ Yoel...	0.00	0-0	1	1	0	0/1	0	3.0	2	0	0	1	2	0	0	0	10	.200	0	0	0	0	0
16 OLIVERA Manuel T.	0.00	0-0	1	0	0	0/1	0	1.0	0	0	0	0	0	0	0	0	3	.000	0	0	0	0	0
23 BALBOA Jorge.....	0.00	0-0	1	0	0	0/1	0	1.0	0	0	0	0	1	0	0	0	3	.000	0	0	0	0	0
45 SACRAMENTO Lowuin	0.00	0-0	1	0	0	0/1	0	1.0	1	0	0	0	1	0	0	0	4	.250	0	0	0	0	0
Totals.....	0.53	5-0	5	5	0	4/4	0	34.0	11	2	2	8	35	1	0	0	107	.103	1	0	0	0	3
Opponents.....	9.00	0-5	5	5	0	0/0	0	31.0	40	56	31	31	8	10	4	0	137	.292	5	8	1	7	1

PB - Team (1), HERNANDEZ A 1, Opp (6). Pickoffs - Team (1), HERNANDEZ Y 1, Opp (1). SBA/ATT - ARISMENDI E (1-1), HERNANDEZ A (1-1).

(All games Sorted by Fielding pct)

Player	C	PO	A	E	FLD%	DPs	SBA	CSB	SBA%	PB	CI
25 RIERA Jose Luis..	28	28	0	0	1.000	1	0	0	---	0	0
9 NAVARRO Dewis....	25	24	1	0	1.000	0	0	0	---	0	0
1 SANCHEZ Daniel E.	18	7	11	0	1.000	1	0	0	---	0	0
22 MONTIEL Richard..	12	12	0	0	1.000	1	0	0	---	0	0
4 PEREZ Nestor.....	11	5	6	0	1.000	1	0	0	---	0	0
7 HERNANDEZ Alexand	11	11	0	0	1.000	0	1	0	1.000	1	0
5 FRANCO Yancarlo..	8	2	6	0	1.000	1	0	0	---	0	0
10 FIGUEROA Daniel..	4	4	0	0	1.000	0	0	0	---	0	0
13 TAVAREZ Franklin.	4	4	0	0	1.000	0	0	0	---	0	0
24 MARTINEZ Daniel..	4	3	1	0	1.000	0	0	0	---	0	0
15 NOGUERA Antonio..	3	0	3	0	1.000	0	0	0	---	0	0
21 HERNANDEZ Ricardo	2	0	2	0	1.000	1	0	0	---	0	0
29 HERNANDEZ Yoel...	2	0	2	0	1.000	0	0	0	---	0	0
19 ARMAS Herman E...	2	2	0	0	1.000	0	0	0	---	0	0
26 GONZALEZ Eric....	2	0	2	0	1.000	0	0	0	---	0	0
3 FEBLES Emmanuel..	2	0	2	0	1.000	0	0	0	---	0	0
18 ARISMENDI Edgar..	2	0	2	0	1.000	0	1	0	1.000	0	0
27 LEAL Remigio.....	1	0	1	0	1.000	0	0	0	---	0	0
20 BELMONTE Pedro...	1	0	1	0	1.000	0	0	0	---	0	0
45 SACRAMENTO Lowuin	1	0	1	0	1.000	0	0	0	---	0	0
16 OLIVERA Manuel T.	1	0	1	0	1.000	0	0	0	---	0	0
17 CARRILLO Marc....	0	0	0	0	.000	0	0	0	---	0	0
23 BALBOA Jorge.....	0	0	0	0	.000	0	0	0	---	0	0
Totals.....	144	102	42	0	1.000	2	1	0	1.000	1	0
Opponents.....	153	93	39	21	.863	1	15	1	.938	6	0

Hitting minimums - 5 Games 14 TPA 2.7 TPA/Game

Pitching minimums - 5 Games 4 IP 0.8 IP/Game



Qualifier EUROPEAN Championship SENIORS '11

BARCELONA, SPAIN • 25th / 30th JULY



Teams' stats

Switzerland

SUI

record: 3-2

(All games Sorted by Batting avg)

Player	AVG	GP-GS	AB	R	H	2B	3B	HR	RBI	TB	SLG%	BB	HBP	SO	GDP	OB%	SF	SH	SB-ATT	PO	A	E	FLD%
37 HUBER Vitus.....	.364	4-4	11	4	4	1	0	0	1	5	.455	5	0	4	0	.563	0	1	2-2	11	1	0	1.000
49 PERIGO Johnny...	.294	5-5	17	3	5	1	0	0	7	6	.353	2	0	5	0	.350	1	0	0-0	39	0	1	.975
79 SIEGRIST Tobias...	.250	5-5	12	4	3	0	1	0	7	5	.417	5	0	5	1	.381	4	0	2-2	19	2	0	1.000
9 SIEGEL Reto.....	.231	4-4	13	6	3	0	0	0	1	3	.231	3	0	4	0	.353	1	0	4-4	11	0	0	1.000
24 EICHENBERGER Dani	.143	5-5	14	2	2	1	0	0	4	3	.214	0	0	1	0	.133	1	0	0-0	0	0	0	.000
6 OSHIMA Taka.....	.143	5-5	14	6	2	1	0	0	1	3	.214	5	0	1	0	.368	0	0	2-2	10	15	4	.862
7 HANZI Raphael....	.091	4-4	11	2	1	1	0	0	0	2	.182	2	1	2	1	.286	0	0	1-1	6	10	2	.889
50 LIMACHER Marco...	1.000	2-0	1	1	1	0	0	0	0	1	1.000	0	1	0	0	1.000	0	0	0-0	0	0	0	.000
42 KAUFFMAN Adrian..	.500	2-0	2	2	1	0	0	0	0	1	.500	1	0	0	0	.667	0	0	0-0	0	2	0	1.000
22 KOLLER Stephan...	.333	4-3	12	1	4	0	0	0	2	4	.333	0	0	0	0	.333	0	0	2-2	4	0	1	.800
48 OSHIMA Hide.....	.333	2-2	6	1	2	1	0	0	2	3	.500	2	1	1	0	.556	0	0	0-1	5	1	0	1.000
21 WISCHNEWSKI Harry	.250	4-2	8	2	2	0	0	0	1	2	.250	1	0	3	0	.333	0	0	2-2	3	0	0	1.000
2 ZELLER Santis....	.250	4-1	4	2	1	0	1	0	3	3	.750	2	0	0	0	.500	0	0	0-0	2	3	0	1.000
5 RUESCH Andy.....	.167	2-2	6	1	1	0	0	0	2	1	.167	1	1	3	0	.375	0	0	1-1	6	4	0	1.000
23 RODRIGUEZ Angelo.	.143	3-3	7	1	1	0	0	0	0	1	.143	2	0	3	0	.333	0	2	0-0	0	6	1	.857
27 ZWYER Seppi.....	.000	2-0	2	1	0	0	0	0	1	0	.000	0	0	1	0	.000	0	0	0-0	0	0	0	.000
15 RAOUZEOS Emanuel.	.000	3-0	2	0	0	0	0	0	0	0	.000	0	0	0	0	.000	0	0	0-0	0	0	0	.000
10 WALSER Oliver....	.000	1-0	1	0	0	0	0	0	0	0	.000	0	0	0	0	.000	0	0	0-0	0	0	0	.000
8 PROBST Yanik....	.000	3-0	1	1	0	0	0	0	0	0	.000	0	0	0	0	.000	0	0	1-1	0	0	0	.000
13 IMBODEN Tobia....	.000	3-0	1	0	0	0	0	0	0	0	.000	0	0	1	0	.000	0	0	0-0	1	2	0	1.000
Totals.....	.228	5-5	145	40	33	6	2	0	32	43	.297	31	4	34	2	.364	7	3	17-18	117	50	9	.949
Opponents.....	.158	5-5	133	16	21	5	0	1	14	29	.218	23	1	15	4	.278	5	2	7-9	117	45	14	.920

LOB - Team (33), Opp (31). DPs turned - Team (4), Opp (2).

(All games Sorted by Earned run avg)

Player	ERA	W-L	APP	GS	CG	SHO/CBO	SV	IP	H	R	ER	BB	SO	2B	3B	HR	AB	B/Avg	WP	HBP	BK	SFA	SHA
38 GIRASOLE Andrea..	1.50	1-0	1	1	0	0/0	0	6.0	2	1	1	2	4	0	0	0	20	.100	1	1	0	0	0
48 OSHIMA Hide.....	1.69	0-0	2	0	0	0/0	0	5.1	3	1	1	1	3	1	0	0	16	.188	0	0	0	3	1
57 CROTON Lukas....	2.25	1-1	2	2	0	0/0	0	12.0	5	5	3	7	3	2	0	0	41	.122	2	2	0	0	1
13 IMBODEN Tobia....	3.00	1-0	1	1	0	0/0	0	6.0	3	3	2	3	3	1	0	1	21	.143	1	0	0	0	1
96 SAVOLDELLI Roger.	0.00	0-0	3	0	0	0/0	0	3.2	2	0	0	1	0	0	0	0	12	.167	0	0	0	0	0
42 KAUFFMAN Adrian..	0.00	0-0	1	0	0	0/0	0	1.0	2	0	0	0	0	0	0	0	4	.500	0	0	0	0	0
25 BERCHTOLD Frank..	4.50	0-0	1	0	0	0/0	0	2.0	1	1	1	1	0	0	0	6	.167	1	0	0	1	0	
22 KOLLER Stephan...	9.00	0-1	1	1	0	0/0	0	3.0	3	5	3	8	1	1	0	0	13	.231	0	0	0	0	0
Totals.....	2.54	3-2	5	5	0	0/0	0	39.0	21	16	11	23	15	5	0	1	133	.158	5	1	0	5	2
Opponents.....	4.15	2-3	5	5	0	1/1	0	39.0	33	40	18	31	34	6	2	0	145	.228	12	4	1	7	3

PB - Team (2), SIEGRIST T 2. SBA/ATT - SIEGRIST T (6-8), GIRASOLE A (3-4), KOLLER S (2-2), RAOUZEOS E (1-1), CROTON L (1-1), BERCHTOLD F (1-1), IMBODEN T (0-1).

(All games Sorted by Fielding pct)

Player	C	PO	A	E	FLD%	DPS	SBA	CSB	SBA%	PB	CI
79 SIEGRIST Tobias..	21	19	2	0	1.000	1	6	2	.750	2	0
37 HUBER Vitus.....	12	11	1	0	1.000	0	0	0	---	0	0
9 SIEGEL Reto.....	11	11	0	0	1.000	0	0	0	---	0	0
5 RUESCH Andy.....	10	6	4	0	1.000	0	0	0	---	0	0
48 OSHIMA Hide.....	6	5	1	0	1.000	0	0	0	---	0	0
2 ZELLER Santis....	5	2	3	0	1.000	2	0	0	---	0	0
13 IMBODEN Tobia....	3	1	2	0	1.000	0	0	1	.000	0	0
21 WISCHNEWSKI Harry	3	3	0	0	1.000	0	0	0	---	0	0
42 KAUFFMAN Adrian..	2	0	2	0	1.000	0	0	0	---	0	0
38 GIRASOLE Andrea..	2	0	2	0	1.000	0	3	1	.750	0	0
57 CROTON Lukas....	2	0	2	0	1.000	0	1	0	1.000	0	0
49 PERIGO Johnny....	40	39	0	1	.975	3	0	0	---	0	0
7 HANZI Raphael....	18	6	10	2	.889	2	0	0	---	0	0
6 OSHIMA Taka.....	29	10	15	4	.862	4	0	0	---	0	0
23 RODRIGUEZ Angelo.	7	0	6	1	.857	0	0	0	---	0	0
22 KOLLER Stephan...	5	4	0	1	.800	0	2	0	1.000	0	0
25 BERCHTOLD Frank..	0	0	0	0	.000	0	1	0	1.000	0	0
8 PROBST Yanik....	0	0	0	0	.000	0	0	0	---	0	0
96 SAVOLDELLI Roger.	0	0	0	0	.000	0	0	0	---	0	0
10 WALSER Oliver....	0	0	0	0	.000	0	0	0	---	0	0
24 EICHENBERGER Dani	0	0	0	0	.000	0	0	0	---	0	0
50 LIMACHER Marco...	0	0	0	0	.000	0	0	0	---	0	0
15 RAOUZEOS Emanuel.	0	0	0	0	.000	0	1	0	1.000	0	0
27 ZWYER Seppi.....	0	0	0	0	.000	0	0	0	---	0	0
Totals.....	176	117	50	9	.949	4	7	2	.778	2	0
Opponents.....	176	117	45	14	.920	2	17	1	.944	0	0

Hitting minimums - 4 Games 14 TPA 2.7 TPA/Game
Pitching minimums - 4 Games 4 IP 0.8 IP/Game



Qualifier EUROPEAN Championship SENIORS '11

BARCELONA, SPAIN • 25th / 30th JULY



Leaders Summary

TEAM BATTING	G	Avg	AB	R	H	2B	3B	HR	BB	SO	SB-ATT
ESPAÑA	4	.333	111	53	37	9	4	0	27	6	14-15
SWITZERLAND	4	.254	118	38	30	5	2	0	29	23	17-18
IRELAND	4	.187	107	16	20	1	0	0	15	14	10-11
HUNGARY	4	.175	103	8	18	1	0	0	10	15	17-19
FINLAND	4	.156	109	6	17	3	0	1	12	26	9-11
Totals	10	.223	548	121	122	19	6	1	93	84	67-74

HITS

CARRILLO Marc-ESP	7
RADVANYI Tamas-HUN	6
FIGUEROA Daniel-ESP	6
TAVAREZ Franklin D-ESP	5
KURVINEN Jukka-Pek-FIN	5

TEAM PITCHING	G	ERA	W	L	Sv	IP	H	R	ER	BB	SO
ESPAÑA	4	0.00	4	0	0	25.0	8	0	0	6	24
SWITZERLAND	4	2.90	3	1	0	31.0	18	13	10	19	13
FINLAND	4	4.97	0	4	0	29.0	37	41	16	18	11
IRELAND	4	5.46	2	2	0	28.0	32	31	17	18	19
HUNGARY	4	5.76	1	3	1	29.2	27	36	19	32	17
Totals	10	3.91	10	10	1	142.2	122	121	62	93	84

RUNS SCORED

FIGUEROA Daniel-ESP	8
TAVAREZ Franklin D-ESP	7
SANCHEZ Daniel E-ESP	6
OSHIMA Taka-SUI	6
CARRILLO Marc-ESP	6

TEAM FIELDING	G	PO	A	E	Pct	DP	PB	SBA-ATT
ESPAÑA	4	75	31	0	1.000	1	1	1-1
SWITZERLAND	4	93	39	7	.950	4	2	6-8
IRELAND	4	84	37	13	.903	2	3	22-22
HUNGARY	4	89	41	14	.903	1	1	14-16
FINLAND	4	87	44	23	.851	3	1	24-27
Totals	10	428	192	57	.916	11	8	67-74

RUNS BATTED IN

TAVAREZ Franklin D-ESP	7
CARRILLO Marc-ESP	7
SIEGRIST Tobias-SUI	7
PERIGO Johnny-SUI	6
4 tied with 4 RBI(s)	

INDIVIDUAL BATTING

Min 11 plate appearances

	G	Avg	AB	R	H	RBI	2B	3B	HR	BB
CARRILLO Marc-ESP	4	.500	14	6	7	7	3	0	0	3
FIGUEROA Daniel-ESP	4	.500	12	8	6	1	0	0	0	4
HUBER Vitus-SUI	3	.500	8	4	4	1	1	0	0	5
RADVANYI Tamas-HUN	4	.462	13	0	6	3	1	0	0	0
KURVINEN Jukka-Pek-FIN	4	.455	11	1	5	3	1	0	1	3
TAVAREZ Franklin D-ESP	4	.385	13	7	5	7	2	0	0	4
RIERA Jose Luis-ESP	4	.375	8	3	3	2	0	2	0	4
SIEGRIST Tobias-SUI	4	.375	8	4	3	7	0	1	0	5
VARTAINEN Janne-FIN	4	.364	11	0	4	0	1	0	0	2
FRANCO Yancarlo-ESP	4	.333	12	3	4	3	0	1	0	1
PERIGO Johnny-SUI	4	.308	13	3	4	6	1	0	0	2
SIEGEL Reto-SUI	3	.300	10	5	3	1	0	0	0	2
PEREZ Nestor-ESP	4	.286	14	4	4	3	1	0	0	1
CUEVAS Jamie-IRL	4	.250	12	1	3	1	0	0	0	0
ANDRAS Jano-HUN	4	.231	13	0	3	1	0	0	0	0
SMITH Brian-IRL	4	.222	9	4	2	0	0	0	0	5
PARKKINEN Tapio-FIN	4	.200	10	1	2	0	0	0	0	1
SALMENPERA Perttel-FIN	4	.167	12	1	2	0	0	0	0	1
EICHENBERGER Dania-SUI	4	.154	13	2	2	4	1	0	0	0
HANZI Raphael-SUI	3	.125	8	2	1	0	1	0	0	2

DOUBLES

CARRILLO Marc-ESP	3
TAVAREZ Franklin D-ESP	2
14 tied with 1 double(s)	

TRIPLES

RIERA Jose Luis-ESP	2
SIEGRIST Tobias-SUI	1
ARMAS Herman E-ESP	1
FRANCO Yancarlo-ESP	1
ZELLER Santis-SUI	1

HOME RUNS

KURVINEN Jukka-Pek-FIN	1
------------------------	---

TOTAL BASES

CARRILLO Marc-ESP	10
KURVINEN Jukka-Pek-FIN	9
RADVANYI Tamas-HUN	7
TAVAREZ Franklin D-ESP	7
RIERA Jose Luis-ESP	7

INDIVIDUAL PITCHING

Minimum 3 IP

	App	ERA	W-L	Sv	IP	H	R	ER	BB	SO
O'LEARY T J-IRL	1	0.00	1-0	0	8.0	4	0	0	0	6
ZALABAI Zsolt-HUN	1	0.00	0-1	0	7.0	5	2	0	2	2
HERNANDEZ Ricardo-ESP	1	0.00	1-0	0	7.0	0	0	0	2	10
SALMENPERA Perttel-FIN	1	0.00	0-0	0	6.0	4	1	0	3	2
ARISMENDI Edgar-ESP	1	0.00	1-0	0	4.0	3	0	0	2	4
GONZALEZ Eric-ESP	1	0.00	1-0	0	4.0	1	0	0	0	1
SAVOLDELLI Roger-SUI	3	0.00	0-0	0	3.2	2	0	0	1	0
HERNANDEZ Yoel-ESP	1	0.00	0-0	0	3.0	2	0	0	1	2
BELMONTE Pedro-ESP	2	0.00	1-0	0	3.0	0	0	0	0	4
LIIRI Timo-FIN	2	1.17	0-1	0	7.2	9	9	1	3	5
NAGY Gabor-HUN	1	1.42	1-0	0	6.1	3	1	1	5	6
GIRASOLE Andrea-SUI	1	1.50	1-0	0	6.0	2	1	1	2	4
ANGLIN Nathaniel-IRL	1	2.00	1-0	0	9.0	6	2	2	0	11
OSHIMA Hide-SUI	1	2.70	0-0	0	3.1	3	1	1	0	2
IMBODEN Tobia-SUI	1	3.00	1-0	0	6.0	3	3	2	3	3

STOLEN BASES

	SB-ATT
FIGUEROA Daniel-ESP	6-7
SIEGEL Reto-SUI	4-4
4 tied with 3 stolen base(s)	

STRIKEOUTS

	IP	SO
ANGLIN Nathaniel-IRL	9.0	11
HERNANDEZ Ricardo-ESP	7.0	10
NAGY Gabor-HUN	6.1	6
O'LEARY T J-IRL	8.0	6
LIIRI Timo-FIN	7.2	5



Abbreviations

HITTING	FIELDING
2B Doubles	A Assists
3B Triples	C Chances
AB At bats	CI Catcher's interference
AVG Batting average	CSB Caught stealing by (pitcher and catcher)
BB Base on balls	DPs Double plays participated in
GPD Grounded into double plays	E Errors
GP / GS Games played / Games started	FLD% Fielding percentage
H Base hits	PB Passed balls (catcher)
HBP Hit by pitch	PO Putouts
HR Home runs	SBA Stolen bases allowed (pitcher and catcher)
IBB Intentional base on balls	SBA% Stolen bases against percentage (pitcher and catcher)
OB% On base percentage	
R Runs scored	
RBI Runs batted in	
SB / ATT Stolen bases / Stolen bases attempts	
SF Sacrifice flies	
SH Sacrifice hits	
SLG% Slugging percentage	
SO Strikeouts	
TB Total bases	
	ANALYSIS STATISTICS
	vs Left Avg against left-handed pitchers
	vs Right Avg against right-handed pitchers
	rch by leadoff Avg when leading off an inning
	with 2 outs Avg when batting with 2 outs
	w/runners on Avg when batting with runners on base
	w/bases empty Avg when batting with bases empty
	RBI ops Avg when batting with runners on 2nd or 3rd base
	Gnd out Number of ground outs (includes SACs, but not errors)
	Fly out Number of fly outs (includes SFs, but not errors)
	Fly / Gnd Fly outs to ground outs ratio
	pinch hitting Avg as pinch hitter
	with runners in scoring pos Avg when batting with runners in scoring positions
	w/rnr on 3rd and LT 2 outs Avg when batting with runner on third base and less than 2 outs
	with 2 outs Avg when batting with 2 outs
	2 out rbi Runs batted in with 2 outs
	success advancing rnr Success advancing runners
	#rnr adv w/out Number of times batter made an out and advanced at least 1 runner
	rnr lob Number of runners left on base by last batter of inning
	rch err Reach first base on error
	rch fc Reach first base on fielder's choice
	kl Strikeouts look
PITCHING	
2B Doubles allowed	
3B Triples allowed	
AB At bats	
APP / GS Appearances / Game starts	
B/Avg Opponent batting average	
BB Base on balls allowed	
BF Batters faced	
IBB Intentional base on balls allowed	
BK Balk	
CG Complete games	
ER Earned runs allowed	
ERA Earned run average	
FO Fly outs	
GO Ground outs	
H Hits allowed	
HBP Hit by pitch	
HR Home runs allowed	
IP Innings played	
R Runs allowed	
SFA Sacrifice flies allowed	
SHA Sacrifice hits allowed	
SHO/CHO Shutouts / Combination shutouts	
SO Strikeouts	
SV Saves	
W/L Wins/Losses	
WP Wild pitches	